



ADVENTA BERHAD
200301016113 (618533-M)



ANNUAL
REPORT
2025

Table of Contents

Corporate Information	2
Group Corporate Structure	3
Management Discussion and Analysis	4
Sustainability Statement	5
Directors' Profile	19
Key Senior Managements' Profile	23
Corporate Governance Overview Statement	24
Additional Compliance Information	34
Audit Committee Report	38
Statement on Risk Management and Internal Control	41
Responsibility Statement by the Board of Directors	44
Financial Statements	45
List of Properties	145
Statistics of Shareholdings	146
Notice of Twenty-Third Annual General Meeting	148
Proxy Form	

CORPORATE INFORMATION

BOARD OF DIRECTORS

EDMOND CHEAH SWEE LENG
Chairman
Senior Non-Independent Non-Executive Director

LOW CHIN GUAN
Executive Director

KWEK SIEW LENG
Executive Director

TOH SENG THONG
Non-Independent Non-Executive Director

DATO' SELWYN VIJAYARAJAN DAS
Independent Non-Executive Director

MUHAMAD YAZDI BIN CHE YA
Independent Non-Executive Director

AUDIT COMMITTEE

MUHAMAD YAZDI BIN CHE YA
Chairman

TOH SENG THONG

**DATO' SELWYN VIJAYARAJAN
DAS**

NOMINATION COMMITTEE

**DATO' SELWYN VIJAYARAJAN
DAS**
Chairman

TOH SENG THONG

MUHAMAD YAZDI BIN CHE YA

REMUNERATION COMMITTEE

TOH SENG THONG
Chairman

KWEK SIEW LENG

**DATO' SELWYN VIJAYARAJAN
DAS**

COMPANY SECRETARY

CHUA SIEW CHUAN
(SSM PC NO. 201908002648)
(MAICSA 0777689)

LIM LIH CHAU

(SSM PC NO. 201908001454)
(LS 0010105)

CHEN CHEE KEE

(SSM PC NO. 202508000192)
(MAICSA 2328269)

REGISTERED OFFICE

21, Jalan Tandang 51/205A,
Seksyen 51,
46050 Petaling Jaya,
Selangor Darul Ehsan
Tel : 03-9213 0520
Email : contact.us@adventa.com.my

SHARE REGISTRAR

Securities Services (Holdings) Sdn.
Bhd.
Level 7, Menara Milenium,
Jalan Damanlela,
Pusat Bandar Damansara,
Damansara Heights,
50490 Kuala Lumpur,
Wilayah Persekutuan
Tel : 03-2084 9000
Fax : 03-2094 9940
Email : info@sshsb.com.my

EXTERNAL AUDITORS

PKF PLT
202206000012
(LLP0030836-LCA) & AF0911)
Level 33, Menara 1MK,
Kompleks 1 Mont Kiara, No. 1,
Jalan Kiara, Mont Kiara,
50480 Kuala Lumpur,
Wilayah Persekutuan

INTERNAL AUDITORS

TGS Advisory Sdn. Bhd.
Unit E-16-2B, Level 16,
ICON Tower (East), No. 1,
Jalan 1/68F, Jalan Tun Razak,
50400 Kuala Lumpur,
Wilayah Persekutuan

PRINCIPAL BANKERS

HSBC Bank (Malaysia) Berhad
AmBank (M) Berhad

STOCK EXCHANGE LISTING

Main Market of
Bursa Malaysia Securities Berhad
Stock Name: ADVENTA
Stock Code : 7191

GROUP CORPORATE STRUCTURE



ADVENTA BERHAD
200301016113 (618533-M)

Investment Holdings



MANAGEMENT DISCUSSION AND ANALYSIS

Dear **Shareholders,**

This time last year, we anticipated a challenging period ahead and took proactive steps to navigate potential headwinds. Our focus was not only on managing near-term volatility, but also on laying the groundwork for long-term sustainability.

Over the past year, we delivered a defensive performance. We prioritised cash flow and operational efficiency while continuing to evolve our product portfolio. At the same time, we enhanced value for our customers by supporting cost management initiatives across all levels of their operations.

For the financial year, revenue stood at RM53.38 million, compared to RM58.30 million in the previous year, representing a decline of 8.45%. Gross profit was RM7.94 million, with a margin of 14.87%, compared to RM9.39 million and 16.11% in the prior year. The lower gross margin was primarily attributable to the initial ramp-up losses associated with the Group's newly established manufacturing operations in Indonesia. These start-up costs were anticipated and reflect our strategic investment in expanding manufacturing capabilities. Meanwhile, our healthcare distribution business performed in line with expectations and achieved its targets for the year.

Management remains committed to strengthening the healthcare segment through supply chain and products enhancements, and a new focus on deeper customer partnerships. These initiatives have contributed to improved same-account sales and reduced exposure to seasonal fluctuations and government procurement cycles.

To further build market share, we are accelerating efforts in product renewal and portfolio expansion, enabling us to offer a broader and more relevant range of product and service solutions. Through procurement efficiencies, greater convenience, and more customised offerings, we deliver better value to customers while supporting improved patient outcomes and cost effectiveness.

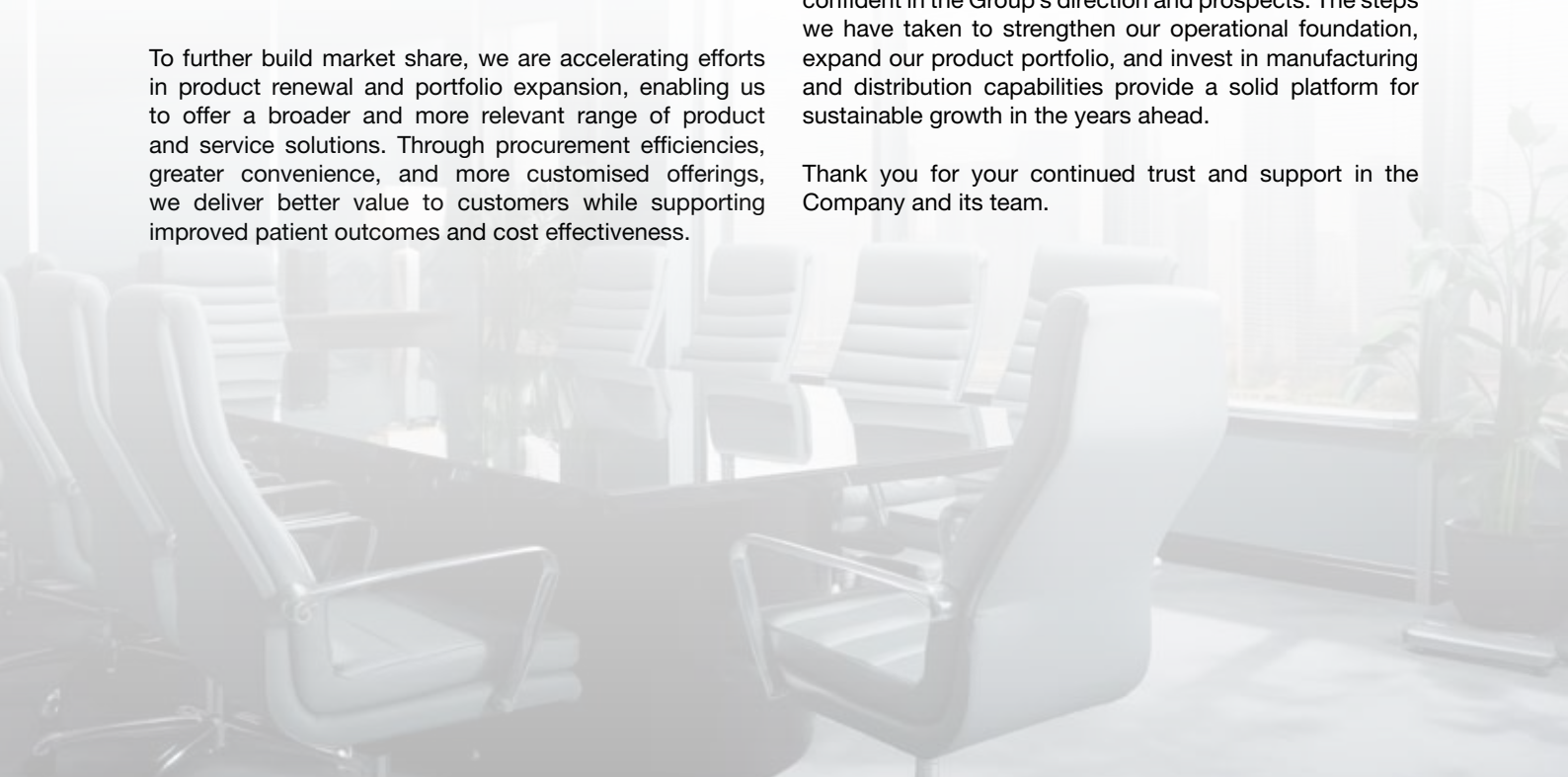
Growth Strategy

Our strategy continues to center on business sustainability, revenue diversification, and long-term growth. We are making targeted medium- and long-term investments in areas where the market is most vulnerable, particularly in supply chain realignment. Ongoing geopolitical uncertainties, coupled with the rapid adoption of artificial intelligence in business processes, are reshaping supply chains globally. Our investments in strategic manufacturing locations, alongside the integration of advanced technologies, are designed not only to mitigate current disruptions but also to position the Group to support the evolving needs of the healthcare industry.

Outlook

While macroeconomic uncertainties, including inflationary pressures and geopolitical developments, remain, we are confident in the Group's direction and prospects. The steps we have taken to strengthen our operational foundation, expand our product portfolio, and invest in manufacturing and distribution capabilities provide a solid platform for sustainable growth in the years ahead.

Thank you for your continued trust and support in the Company and its team.



SUSTAINABILITY STATEMENT

At Adventa Berhad (“**Adventa**” or the “**Company**”) and its subsidiaries (the “**Adventa Group**” or the “**Group**”), sustainability remains an integral part of the Group’s business strategy and operations. The Group is committed to creating sustainable long-term value by embedding responsible and sustainable practices throughout the organisation. In doing so, the Group aims to deliver sustainable growth while considering the economic, environmental, and social impacts of our business activities, and creating value for our stakeholders, including employees, customers, communities, and investors.

The Group has undertaken a review of its sustainability strategies, initiatives, targets, and performance relating to the Material Sustainability Matters (“**MSMs**”) for the financial year ended 31 December 2025. The Group’s sustainability progress and overall sustainability performance are presented in this Sustainability Statement (“**Statement**”).

This Sustainability Report demonstrates the Group’s continued commitment towards sustainability and responsible business practices. It provides an overview of the Group’s sustainability performance, including the management of material governance, economic, environmental, and social risks and opportunities, as well as the initiatives undertaken to address the sustainability matters that are most material to the Group and its stakeholders.

Reporting Scope and Period

The scope of our Sustainability Statement covers the following subsidiaries.

<p>Adventa Berhad</p> <ul style="list-style-type: none"> • Investment holdings • Management services 	<p>Adventa Healthcare Sdn. Bhd. (AHSB)</p> <ul style="list-style-type: none"> • Distribution of medical and healthcare equipment, appliances and medical disposal products 	<p>PT Adventa Biotech International (PT ABI)</p> <ul style="list-style-type: none"> • Manufacturing and distribution of medical and healthcare equipment, appliances and medical disposal products
---	--	--

The reporting period for this Statement is from 1 January 2025 to 31 December 2025.

Assurance

The sustainability data and information reported in this Statement have not been subjected to any specific review by internal auditors or external assurance by independent parties.

Availability

This Report is incorporated in the 2025 Annual Report which is available on the Company’s website: <https://www.adventa.com.my/> in a downloadable PDF format.

Feedback

To continuously improve on our sustainability efforts, we welcome and encourage our stakeholders to provide feedback pertaining to this Report or our sustainability practices and initiatives. Please drop us a message via our website: <https://www.adventa.com.my/>

SUSTAINABILITY STATEMENT (CONT'D)

SUSTAINABILITY GOVERNANCE

The Group has established a three-tier sustainability governance framework comprising the Board of Directors (“**Board**”), the Sustainability Management Committee (“**SMC**”), and the working level. This framework provides clear lines of accountability for the oversight, implementation and monitoring of sustainability matters across the Group. It is intended to ensure that sustainability considerations are integrated into the Group’s strategic planning, risk management and day-to-day operations, while supporting transparent reporting and continuous improvement in sustainability performance.

Under this governance structure, the Board provides overall oversight and strategic direction on sustainability matters. The SMC supports the Board by driving the implementation of the Group’s sustainability strategy, monitoring progress on MSMs, and overseeing stakeholder engagement and the management of sustainability-related risks and opportunities. At the operational level, the working level supports the execution of sustainability initiatives and the collection and consolidation of sustainability-related data to facilitate effective monitoring and reporting.

The roles and responsibilities of each level within the Group’s sustainability governance framework are set out below.



SUSTAINABILITY STATEMENT (CONT'D)

STAKEHOLDERS ENGAGEMENT

Stakeholder engagement is an important component of the Group's sustainability approach and supports the achievement of its strategic objectives. Through ongoing engagement, the Group can better understand stakeholders' expectations and concerns, identify areas for improvement, and develop appropriate strategies and responses to address material sustainability matters. The Group engages with its stakeholders through various communication channels to ensure that their views are considered in its decision-making processes and sustainability efforts.

The table below sets out the Group's key stakeholder groups, the material sustainability matters relevant to each group, and the engagement channels and initiatives undertaken during the financial year.

Stakeholder Group	Material Concerns	Engagement Approach	Engagement Frequency
Investors and Shareholders	<ul style="list-style-type: none"> Business Performance Operation 	<ul style="list-style-type: none"> Quarterly Reports Annual Reports Company Website Annual General Meetings 	<ul style="list-style-type: none"> Quarterly Annually When Required
Employees	<ul style="list-style-type: none"> Business Performance Health & Safety Communication and Engagement Working Environment Career Development and Training 	<ul style="list-style-type: none"> Onboarding and Staff Briefing Training and Development Appraisal and Performance Review Department meetings 	<ul style="list-style-type: none"> On-going Annually
Government and Regulators	<ul style="list-style-type: none"> Regulatory Compliance Approvals and Licenses Standards and Certification 	<ul style="list-style-type: none"> Compliance with Government Legislative and Regulatory Bodies Meetings and Consultation 	<ul style="list-style-type: none"> When Required
Customers	<ul style="list-style-type: none"> Product Quality and Performance Sustaining Long Term Relationship New Innovative Product 	<ul style="list-style-type: none"> Customer Feedback and Satisfaction Survey Meeting On-site visits Complaint Platform 	<ul style="list-style-type: none"> Annually When Required
Suppliers	<ul style="list-style-type: none"> Strategic Partnership Supplier Performance Review Regulatory Compliance Credit and Trading Term 	<ul style="list-style-type: none"> Suppliers' performance assessment and registration checklist Meetings Due diligence activities CAPA 	<ul style="list-style-type: none"> Annually When Required
Communities	<ul style="list-style-type: none"> Local Communities Activities Involvement 	<ul style="list-style-type: none"> Community Programmes 	<ul style="list-style-type: none"> When Required

SUSTAINABILITY STATEMENT (CONT'D)

MATERIAL SUSTAINABILITY MATTERS (“MSMs”)

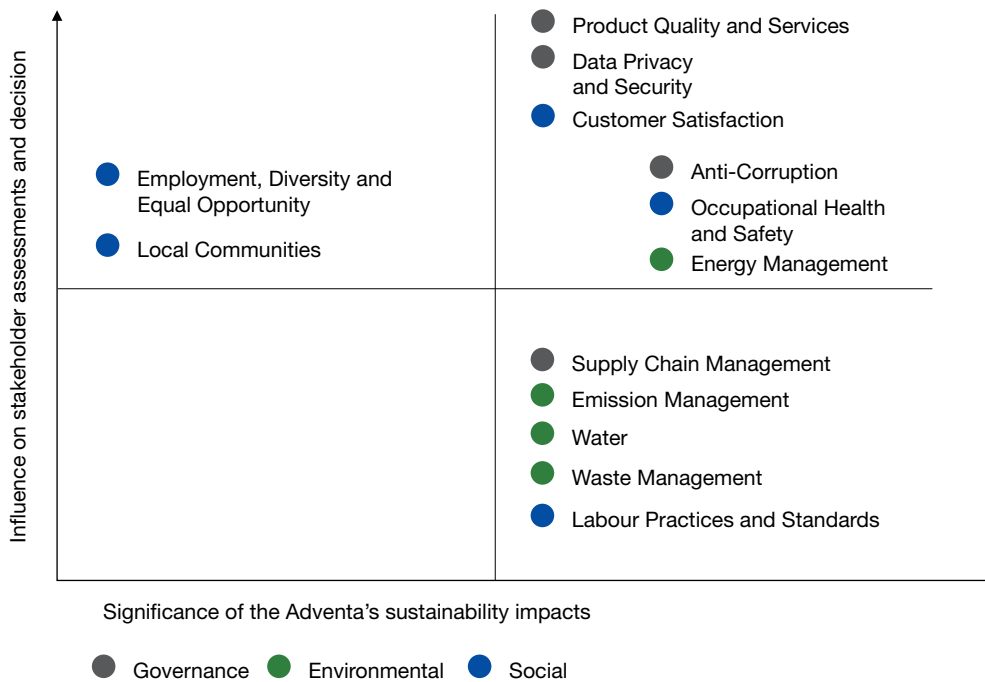
MSMs comprise environmental, social and governance (“ESG”) considerations that may significantly affect the Group’s ability to create long-term value for its stakeholders. The Group prioritises these matters by assessing their significance to the business and aligning them with its strategic objectives, to respond effectively to current and emerging stakeholder expectations.

The purpose of the materiality assessment is to identify, evaluate and prioritise the sustainability matters that are most relevant to the Group, based on their significance to the business and their potential to influence stakeholders’ assessments and decisions. In undertaking this assessment, the Group considers feedback from Heads of Department (“HODs”) together with the views of key stakeholders. The insights obtained are used to inform the Group’s sustainability strategy and related disclosures. The outcome of the assessment is summarised in the materiality matrix, which guides the Group’s ongoing sustainability efforts.

In conducting the materiality assessment, the Group considers MSMs to be matters that:

- reflect the Group’s significant economic, environmental, social and governance impacts; and
- substantively influence the assessments and decisions of stakeholders.

The outcome of the materiality assessment is illustrated in the materiality matrix below:



The materiality matrix highlights the key sustainability issues across the three sustainability pillars, namely governance, environmental and social, which shape Adventa Group’s business operations.

SUSTAINABILITY STATEMENT (CONT'D)

OUR SUSTAINABILITY FOCUS:



GOVERNANCE

Anti-Corruption

The Group is committed to upholding high standards of integrity, ethics, and accountability across all its operations. This includes maintaining robust anti-corruption policies and procedures, fostering a culture of transparency, and implementing proactive measures to prevent bribery, corruption, and other forms of improper conduct.

The Group places strong emphasis on building and maintaining ethical business practices, as these play a critical role in enhancing the Group's credibility, strengthening stakeholder confidence, and sustaining long-term business value. Accordingly, the Group adopts a zero-tolerance approach towards bribery and corruption in all its business activities.

The Group has established an Anti-Bribery and Corruption Policy which strictly prohibits any form of bribery and corrupt practices in the conduct of its business. The Policy is aligned with the Malaysian Anti-Corruption Commission Act 2009 and its Amendment Act 2018 ("**MACC Act**"), including any amendments or re-enactments issued by the relevant authorities from time to time. The Policy applies to all individuals associated with the Group, including Directors, employees, and any third parties acting on behalf of the Group. The Board maintains overall oversight of anti-bribery and corruption governance, with the support of Senior Management.

In FYE 2025, no incidents of bribery or corruption were reported, as presented in the table below. The Group remains committed to maintaining this record in FYE 2026 by continuing to enforce stringent controls, policies, and procedures in line with the Anti-Bribery and Corruption Policy.

	FYE 2024	FYE 2025
Confirmed Incidents of Corruption	0 cases	0 cases

Whistleblowing

The Group has established a Whistleblowing Policy that provides a formal channel for directors, employees, contractors, joint venture partners, external stakeholders, other parties working with the Group, and, where appropriate, members of the public to report any misconduct, malpractice, or wrongdoing within the Group. The objective of the Whistleblowing Policy is to provide a secure and confidential platform for relevant parties to raise genuine concerns regarding any improper conduct that may affect the interests of the Group.

Whistle-blowers who make reports in good faith are afforded protection and shall be granted immunity from any disciplinary action or retaliation by their immediate supervisor, Head of Department, or any other person exercising authority over them in the course of their employment. The identity of the whistle-blower will be kept confidential to the extent reasonably practicable, unless disclosure is required by law or for the purposes of any legal proceedings by or against the Group. Such protection will be accorded only when the whistle-blower satisfies the conditions set out in the Whistleblowing Policy.

For FYE 2025, the Group did not receive any whistleblowing reports. The Whistleblowing Policy is available on the Company's website: <https://www.adventa.com.my/>

SUSTAINABILITY STATEMENT (CONT'D)

Data Privacy and Security

The Group places strong emphasis on the protection of personal and business data. Appropriate policies, internal controls, and systems have been implemented to safeguard sensitive information against unauthorised access, misuse, loss, or breaches, and to ensure the confidentiality, integrity, and security of data.

In compliance with the Personal Data Protection Act 2010 (“**PDPA**”) of Malaysia, the Adventa Group has established a comprehensive Personal Data Protection Notice governing the collection, use, storage, and protection of personal data. The Group is committed to maintaining the privacy and confidentiality of all personal data entrusted to it.

Personal data is retained only for as long as necessary to fulfil the purposes for which it was collected, including compliance with legal, regulatory, and accounting requirements, as well as to protect the Group’s legitimate interests. To prevent misuse, loss, unauthorised access, modification, or disclosure of personal data, the Group implements reasonable and appropriate security measures across its operations. These measures include restricted access to sensitive information, secure data storage systems, and periodic reviews of data protection practices to ensure continued compliance with applicable regulatory requirements and evolving standards.

In addition, the Adventa Group has implemented internal policies and controls to safeguard the confidentiality and security of its business information and customer data, where applicable. The Group’s Data Protection and Privacy Policy is publicly available on the Company’s corporate website at <https://www.adventa.com.my>

As at FYE 2025, there were no substantiated complaints concerning breaches of customer privacy or losses of customer data across the Group.

Supply Chain Management

The Group strives to maintain a resilient, ethical, and sustainable supply chain through responsible sourcing practices and continuous engagement with its suppliers. Where appropriate, the Group supports local suppliers as part of its commitment to contributing to community development, reducing environmental impact, and promoting local economic growth.

To ensure that suppliers consistently deliver quality products and services, the Group has implemented a robust supplier evaluation system. The Group maintains a comprehensive supplier assessment framework which evaluates, among others, key criteria such as customer service, product quality, and delivery performance. Supplier evaluations are conducted prior to onboarding and are subsequently performed on an annual basis.

This structured evaluation process provides valuable insights into supplier performance, reliability, and compliance, thereby strengthening the Group’s overall supply chain management. As at 31 December 2025, the Group had evaluated 75.00% of its total active suppliers.

Local Procurement

The Group adopts a strategic sourcing approach that balances cost efficiency, quality, reliability, and supply continuity. While international partners provide competitive and reliable supply, the Group remains committed to supporting local suppliers and continues to explore opportunities to increase local procurement where commercially feasible.

In line with its commitment to sustainable operations, the Group also considers the environmental impact of its supply chain and seeks to optimise logistics, including reducing transportation distances wherever possible, without compromising quality or reliability.

SUSTAINABILITY STATEMENT (CONT'D)

In FYE 2025, 64.25% of the Group's procurement of both trade and non-trade products and services were sourced from local suppliers.

	FYE 2024	FYE 2025
Proportion of spending on local suppliers	54.00%	64.25%

Product Quality and Services

The Group remains committed to delivering products and services of consistent quality that comply with applicable standards and meet customer expectations. Continuous improvement in quality management systems and service delivery processes enhances customer satisfaction, strengthens stakeholder trust, and reinforces the Group's reputation in the market.

The Group is principally involved in the manufacture, production, and distribution of medical devices. We place strong emphasis on product and service excellence, supported by recognised certifications that demonstrate compliance with stringent regulatory standards and industry best practices. These certifications provide assurance to customers and stakeholders on the quality, safety, and reliability of our products and operations.

The Group has in place the following certifications to ensure its products and services meet recognised industry standards:

Accreditation	Entity	Scope of Approval	Issue Date	Expiry Date
ISO13485:2016	Adventa Healthcare Sdn. Bhd.	Production and distribution of medical devices	01 June 2025	05 June 2028
	PT Adventa Biotech International	Manufacture of medical products	28 May 2024	27 May 2026
Good Distribution Practice for Medical Device (GDPMD)	Adventa Healthcare Sdn. Bhd.	Import, storage and handling, warehousing, distribution of medical devices as an authorised representative	19 June 2023	18 June 2026

SUSTAINABILITY STATEMENT (CONT'D)

OUR SUSTAINABILITY FOCUS:



ENVIRONMENTAL

Energy Management

The Group is committed to responsible energy management across its manufacturing and trading operations. Electricity consumption is monitored and optimised through appropriate measures and controls to enhance energy efficiency, reduce operational costs, and minimise environmental impact.

The increase in electricity usage in FYE 2025 reflects the commencement of commercial operations at the Group's manufacturing plant. Energy-saving initiatives continue to be explored, including the adoption of energy-efficient equipment, process optimisation in manufacturing, and awareness programs for employees to promote responsible electricity usage. These efforts support the Group's sustainability objectives while ensuring operational reliability and performance.

	Unit	FYE 2024	FYE 2025
Energy Consumption	MWh	698.15	1636.031

Water

The Group monitors and manages water consumption to enhance efficiency, reduce wastage, and minimise the impact of its operations on local water resources. It continuously reviews and implements water-saving initiatives, including regular monitoring and conservation practices across its sites. These efforts form part of the Group's commitment to sustainable operations and responsible environmental stewardship.

	Unit	FYE 2024	FYE 2025
Water Consumption	Megalitres	8950	2967

Emissions Management

The Group regularly monitors and assesses its emissions to ensure compliance with regulatory requirements and identify opportunities for improvement. These efforts aim to reduce the Group's carbon footprint, minimise environmental impact, and support broader climate change mitigation initiatives.

	Unit	FYE 2024	FYE 2025
Direct (Scope 1)	tCO ₂ e	0.447	20.24
Energy indirect (Scope 2)	tCO ₂ e	6.84	561.93
Other indirect (Scope 3)	tCO ₂ e	0.3588	20.24

The Group's Scope 1 emissions are primarily attributable to fuel consumption from vehicles owned or controlled by the Group. Scope 2 emissions, which arise from electricity consumption, are mainly associated with machinery usage in manufacturing operations. The increase in Scope 2 emissions in FYE 2025 reflects the commencement of commercial activities at the Group's manufacturing plant, resulting in higher production capacity and energy usage.

Scope 3 emissions include business travel and visits to customer sites. Employee commuting and third-party logistics are currently excluded, as the Group is in the process of reviewing the methodology and data collection approach to ensure greater accuracy and consistency in future reporting.

SUSTAINABILITY STATEMENT (CONT'D)

Waste Management

The Group monitors and assesses waste generation across its operations to improve handling and disposal practices, while identifying opportunities for waste reduction and efficiency improvements. The increase in waste in FYE 2025 reflects the commencement of commercial operations at the Group's Indonesia manufacturing facility, marking the first full year of production at this site.

Despite the higher volume, the Group remains committed to responsible waste management. Efforts are focused on strengthening waste segregation, promoting recycling where feasible, and minimising the amount of waste sent to landfill. The Group continuously reviews its waste management practices to enhance resource efficiency and support a circular economy. These initiatives form part of the Group's broader commitment to sustainable operations, environmental stewardship, and compliance with all applicable regulations.

	FYE 2024	FYE 2025
Non-hazardous Waste (mt)	6.34	35.26

OUR SUSTAINABILITY FOCUS:



Employment, Diversity and Equal Opportunity

The Group is committed to fair employment practices and fostering a diverse, equitable, and inclusive workplace. This includes upholding workforce rights, promoting equitable treatment, and providing equal opportunities for all employees, regardless of gender, age, ethnicity, or background.

The Group recognises that a diverse workforce strengthens organisational culture and drives innovation by bringing together a wide range of perspectives, talents, skills, and experiences. At the Board level, appointments are based on integrity, expertise, capability, and merit. Women currently hold approximately 16.67% of Board seats, and the Group remains committed to supporting gender diversity and inclusivity in its leadership and across its workforce.

The current Board representation is summarised as follows:

Board Diversity	FYE 2025 (No.)	FYE 2025 (%)
Male	5	83.33
Female	1	16.67
Under 30	–	–
30 – 50	–	–
Above 50	6	100.00

Please refer to pages 19 to 22 of Annual Report 2025 for further details on the Board of Directors.

The mix of gender diversity and diverse perspectives within the Board underscores the Group's dedication to fostering an inclusive leadership structure. By combining varied viewpoints with extensive experience, the Board is well-equipped to provide strategic direction and support the Group's long-term growth objectives.

SUSTAINABILITY STATEMENT (CONT'D)

Our employees are among the Group's most valuable assets, playing a pivotal role as key stakeholders who contribute significantly to business success and long-term sustainability. Adventa is committed to providing equal opportunities for employment and career development to all current and prospective employees based on merit. Skills, qualifications, experience, and performance relative to job roles and responsibilities are prioritised, ensuring fairness and inclusivity. The Group does not discriminate on the basis of age, gender, background, religion, or ethnicity, and these principles are consistently applied across all employment practices, including hiring, promotions, remuneration, performance evaluations, and disciplinary actions. We firmly believe that innovation and the delivery of quality solutions are best achieved through the collaboration of employees with diverse knowledge, skills, experiences, and backgrounds. This diversity fosters creativity, continuous improvement, and organisational resilience. The Group also recognises the importance of education in empowering young individuals to develop into the leaders of tomorrow, reflecting our broader commitment to nurturing talent and supporting sustainable growth.

As of 31 December 2025, the Group's overall workforce diversity is summarised below:

Diversity by Gender

	FYE 2024		FYE 2025	
Female	72	37.50%	106	53.54%
Male	120	62.50%	92	46.46%
Total Employees	192		198	

Diversity by Age

	FYE 2024		FYE 2025	
Below 30 years	110	57.29%	109	55.05%
30 – 50 years	64	33.33%	70	35.35%
Above 50 years	18	9.38%	19	9.60%

Over the past years, the Group's workforce has not been represented by any labour union, and industrial relations have remained harmonious, with no material disputes reported. In FYE 2025, the Group recorded no substantiated complaints relating to human rights violations, reflecting our ongoing commitment to fair, responsible, and ethical employment practices.

Types of Benefits	Description
Allowances	Outstation allowances, shift and meal allowances
Healthcare	Medical benefits
Fringe Benefits	Bonuses, employee discount
Paid Leave Entitlement	Annual leave, medical leave, maternity leave, hospitalisation leave, compassionate leave.

Labour Practices and Standards

The Group places strong emphasis on the continuous development of its workforce through training and capacity-building initiatives. It is committed to providing relevant and effective learning opportunities to enhance employees' skills, knowledge, and capabilities, while supporting responsible labour practices and professional standards across its operations.

The Group also strives to cultivate a supportive and equitable workplace that prioritises employee well-being, professional growth, and adherence to high labour standards. In FYE 2025, the Group made progress in strengthening labour practices, upholding ethical employment standards, and fostering continuous learning through targeted training and development initiatives. These efforts reflect the Group's proactive approach to developing employee competencies, equipping the workforce with the necessary skills to perform effectively, and promoting a culture of continuous improvement across the organisation.

SUSTAINABILITY STATEMENT (CONT'D)

	FYE 2024	FYE 2025
Total training hours	537.6	2111
Average training hours per employee	2.8	10.6

Training programs covered a wide spectrum of topics, including but not limited to:

- Medical device documentation
- Sterilization: Awareness Training in ISO1113
- ISO 14971:2019 Risk Management for Medical Device Requirement
- Bursa Malaysia (KLSE) Sustainability Reporting Guide Training Course
- Anti Bribery and Anti-Corruption Policy
- ISO13485 – Understanding Company QMS

We prioritise creating an inclusive and multicultural workplace, welcoming employees from a variety of ethnic and cultural backgrounds.

In line with the Group's Human Resource Management approach, all employees were engaged on a permanent basis in FYE 2025, with no reliance on contract or temporary staff. The Group believes that providing long-term employment stability enhances organisational continuity, strengthens employee commitment, and fosters a more engaged workforce, ultimately supporting overall performance. During the financial year, the Group recorded a staff turnover rate of 25.75%. The Group continues to monitor employee retention and implement initiatives to strengthen engagement and talent development across the organisation.

The Group is committed to upholding human rights and maintaining fair and ethical labour practices across all its operations. The Group strives to provide a safe, respectful, and inclusive working environment where employees are treated with dignity and fairness at all times.

In FYE 2025, the Group did not receive any complaints related to human rights violations, reflecting the effectiveness of its employment practices, internal policies, and grievance management processes. The Group will continue to strengthen its workplace policies and procedures to ensure that employee rights, well-being, and welfare remain protected.

The Group also continues to promote responsible employment practices, employee well-being, and talent development as part of its commitment to building a resilient and sustainable workforce. These efforts contribute to improved employee engagement, organisational effectiveness, and support the Group's long-term sustainable growth and overall performance.

Occupational Health and Safety

The Group is committed to providing a safe and healthy working environment for its employees and relevant stakeholders. This commitment is supported by regular risk assessments, safety training, and the implementation of preventive measures aimed at reducing workplace incidents and promoting a strong safety culture across the organisation.

Occupational health and safety remain a key priority for the Group. The Group has established health and safety practices guided by a formal policy that outlines safety standards, procedures, and responsibilities. The policy emphasises that workplace safety is a shared responsibility, encouraging employees to adhere to established safety procedures to protect their own well-being as well as that of their colleagues. This approach helps foster a workplace culture built on awareness, responsibility, and mutual care.

Key initiatives undertaken to enhance occupational health and safety include regular safety briefings, awareness programmes, and compliance assessments at operational and project sites. Through the Group's proactive approach to risk management and implementation of safety controls, no incidents, accidents, injuries, or fatalities were reported during the period under review. The Group remains committed to continuously improving workplace health, safety standards, and overall employee well-being.

SUSTAINABILITY STATEMENT (CONT'D)

	FYE 2024	FYE 2025
Number of work related fatalities	0	0
Lost Time Incident Rate ("LTIR")	0	0
Number of employees being trained on health and safety	22	46
% of employees trained	11.46	23.23

Local Communities

The Group acknowledges the importance of contributing positively to the communities in which it operates and remains committed to supporting social well-being over the long term.

During the financial year, the Group did not undertake any formal community engagement or corporate social responsibility ("CSR") initiatives. Nevertheless, the Group continues to ensure that its operations are conducted responsibly, with due consideration for the interests and well-being of the surrounding communities.

The Group will continue to explore appropriate opportunities to participate in meaningful community-focused initiatives in the future, in line with its commitment to sustainable and responsible business practices.

	FYE 2024	FYE 2025
Total contribution to external communities	RM30,000.00	0
Number of beneficiaries	80	0

Customer Satisfaction

The Group places strong emphasis on understanding and responding to the needs of its customers. It is committed to delivering products and services that meet applicable standards and customer expectations, while continuously enhancing quality and service levels to support long-term relationships and customer satisfaction.

Customers are central to the Group's business, and the Group remains focused on building enduring, trust-based relationships through proactive engagement and value-driven collaboration. The Group takes pride in delivering innovative, high-quality products and services that are market-relevant and aligned with evolving regulatory requirements. Each offering is supported by market assessments and designed to meet both current and future healthcare needs.

Customer insights are integral to the Group's growth strategy. The Group maintains open communication channels through continuous medical education sessions, professional engagements, product demonstrations, email correspondence, and regular visits to hospitals and clinics. These interactions enable the Group to gather valuable feedback, which is incorporated into strategic planning and product development initiatives.

The Group remains focused on identifying market needs and addressing industry gaps through innovative and cost-effective solutions. This includes strengthening customer engagement, expanding product offerings, ensuring compliance with relevant medical device regulations and standards, and enhancing accessibility of healthcare products across its markets.

Customer satisfaction remains a core priority underpinning all aspects of the Group's operations. To support this, the Group has implemented a structured Customer Complaint and Satisfaction Procedure aimed at minimising complaints, reducing product rejections, and driving continuous quality improvement. Customer satisfaction is monitored through multiple channels, including customer feedback, direct communication, and periodic satisfaction surveys.

In FYE 2025, the Group achieved a customer satisfaction rating of 85.00%, reflecting consistent service delivery, effective communication, and a strong understanding of customer expectations. During the same period, the Group recorded a customer complaint rate of 0.48%, indicating consistent product quality and a proactive approach in addressing issues. All customer complaints are managed through a structured process involving the relevant operational teams, with the Quality Assurance function playing an integral role in reviewing, assessing, and ensuring that appropriate corrective and preventive actions are implemented across both Adventa Healthcare Sdn. Bhd. and PT Adventa Biotech International.

SUSTAINABILITY STATEMENT
(CONT'D)

Date & Time: 2026-04-29_09:35:04
FYE 31/12/2025

Adventa Berhad
BMLR Transition Period

Sustainability Matter	Metric	Measurement Unit	2025	Target	Assurance
Governance	Percentage of employees who have received training on anti-corruption	Percentage	Management (75) Executive (70)	-	No assurance
Governance	Percentage of operations assessed for corruption related risks	Percentage	100	-	No assurance
Governance	Confirmed incidents of corruption and action taken	Number	0	-	No assurance
Data Privacy and Security	Number of substantiated complaints concerning breaches of customer privacy and losses of customer data	Number	0	-	No assurance
Supply chain and management	Proportion of spending on local suppliers	Percentage	* 64.25	-	No assurance
Footnote 2025	Initial figures were rounded. Revised figures include decimal precision; any variance is due solely to rounding and is not material.				
Energy Management	Total energy consumption	Megawatt hour	1636.031	-	No assurance
Water	Total volume of water used	Megalitres	2967	-	No assurance
GHG Emissions	Scope 1	tCO2e	20.24	-	No assurance
GHG Emissions	Scope 2	tCO2e	561.93	-	No assurance
GHG Emissions	Scope 3	tCO2e	20.24	-	No assurance
Diversity	* Percentage of directors by gender and age group	Percentage	* Male (83.33%) Female (16.67%) Above 50 (100.00%)	-	No assurance
Footnote Metric	Metrics were inadvertently reversed in the initial submission. The revised submission corrects the presentation.				
Footnote 2025	Initial percentages were rounded. Revised figures include decimal precision; any variance is due solely to rounding and is not material.				
Diversity	* Percentage of employees by gender and age group, for each employee category	Percentage	* Male (46.46%) Female (53.54%) Below 30 years (55.05%) 30 - 50 years (35.35%) Above 50 years (9.60%)	-	No assurance

SUSTAINABILITY STATEMENT (CONT'D)

Date & Time: 2026-04-29_09:35:04
FYE 31/12/2025

Adventa Berhad
BMLR Transition Period

Sustainability Matter	Metric	Measurement Unit	2025	Target	Assurance
Footnote Metric	Metrics were inadvertently reversed in the initial submission. The revised submission corrects the presentation.				
Footnote 2025	Data were inadvertently misclassified between male and female. The revised figures correct the classification and reflect rounding to two decimal places; total figures remain unchanged and are not materially affected.				
Health and safety	Number of work-related fatalities	Number	0	-	No assurance
Health and safety	Lost time incident rate ("LTIR")	Rate	0	-	No assurance
Health and safety	Number of employees trained on health and safety standards	Number	46	-	No assurance
Labour practices and standards	Total hours of training by employee category	Hours	2111	-	No assurance
Labour practices and standards	Percentage of employees that are contractors or temporary staff	Percentage	0	-	No assurance
Labour practices and standards	Total number of employee turnover by employee category	Number	51	-	No assurance
Labour practices and standards	Number of substantiated complaints concerning human rights violations	Number	0	-	No assurance
Community/Society	Total amount invested in the community where the target beneficiaries are external to the listed issuer	MYR	0	-	No assurance
Community/Society	Total number of beneficiaries of the investment in communities	Number	0	-	No assurance

DIRECTORS' PROFILE



EDMOND CHEAH SWEE LENG

Chairman
Senior Non-Independent Non-Executive Director

Male	Aged 71	Malaysian
------	---------	-----------

Mr. Edmond Cheah Swee Leng ("**Mr. Cheah**"), aged 71, was appointed to the Board of Adventa Berhad on 9 August 2004 and is presently the Chairman of the Company.

He is a Chartered Accountant by profession and a member of the Malaysian Institute of Accountants and Association of Chartered Accountants, England and Wales. He is also a Certified Financial Planner. His professional experience has been in the fields of audit, merchant banking, corporate & financial advising, portfolio & investment management, unit trust management and financial planning.

His career started with a professional accounting firm in London where he was an Audit Manager. He was the manager in charge of Portfolio Investment in a merchant bank in Malaysia and subsequently in charge of the corporate and planning division in a public listed company. Mr. Cheah was the Chief Executive Officer/Executive Director and a member of the Investment Committee of Public Mutual Fund Berhad, the largest private unit trust management company in Malaysia.

He was also a council member and Chairman of the Secretariat of the Federation of Investment Managers Malaysia (FIMM), a former Task Force Member on Islamic Finance for Labuan International Offshore Financial Centre (LOFSA), and a former member on the Securities Market Consultation Panel in Bursa Malaysia Securities Berhad.

He attended all five (5) Board Meetings held during the financial year ended 31 December 2025.

Mr. Cheah is an Investment Committee Member and Director of Manulife Holdings Berhad Group.

Date of Appointment:

9 August 2004

Board Meetings:

5/5

Qualifications:

- Chartered Accountant by profession and a member of the Malaysian Institute of Accountants and Association of Chartered Accountants, England and Wales.

DIRECTORS' PROFILE (CONT'D)



LOW CHIN GUAN

Executive Director, Key Senior Management

Male

Aged 65

Malaysian

Mr. Low Chin Guan ("**Mr. Low**"), aged 65, was appointed to the Board of Adventa Berhad on 12 April 2004 and is presently the Executive Director of the Company.

He graduated as a Civil Engineer from the University of Manchester Institute of Science and Technology (UMIST), United Kingdom.

Mr. Low founded the initial subsidiary of the Group in 1988. He has years of experience in project management, operations of manufacturing and assembly plants, financial control, strategic planning and marketing. In 2003, he formed Adventa Berhad to hold the various companies and manufacturing facilities under a single group management.

He led the Group as the Managing Director in the areas of strategic planning, business development, investments, acquisitions and key personnel recruitment until November 2021, when he relinquished his role as the Managing Director of the Group.

He attended all five (5) Board Meetings held during the financial year ended 31 December 2025.

Mr. Low is the major shareholder of the Company. He does not have any family relationship with any other director nor any conflict of interest in any business arrangement involving the Company, except as disclosed in the Financial Statements.

Date of Appointment:

12 April 2004

Board Meetings:

5/5

Qualifications:

- Civil Engineer from the University of Manchester Institute of Science and Technology (UMIST), United Kingdom.



KWEK SIEW LENG

Executive Director, Key Senior Management

Female

Aged 59

Malaysian

Ms. Kwek Siew Leng ("**Ms. Kwek**"), aged 59, was appointed to the Board of Adventa Berhad on 12 April 2004 and is presently the Executive Director of the Company. She is a member of the Remuneration Committee.

She is an Associate Member of the Chartered Institute of Management Accountants (CIMA) and a Chartered Malaysian Institute of Accountants (MIA). She has senior operations experience in audit and accounting prior to joining the Adventa Berhad group. Her prior employment in public practice includes stints in statutory and regulatory reporting, financial planning, budgeting and forecasting, taxation, managerial skills as well as system development in various fields.

She joined one of the Company's subsidiaries as Finance Manager in 2002 and assumed the position of Group Finance Manager of Adventa Berhad in 2003. She was subsequently promoted to Finance Director in 2004. She is now responsible for the overall management and operations of the accounts and finance departments.

She attended all five (5) Board Meetings held during the financial year ended 31 December 2025.

Date of Appointment:

12 April 2004

Board Meetings:

5/5

Qualifications:

- Chartered Global Management Accountant of the Chartered Institute of Management Accountants (CIMA) and a member of Malaysian Institute of Accountants (MIA).

DIRECTORS' PROFILE (CONT'D)



TOH SENG THONG

Non-Independent Non-Executive Director

Male

Aged 67

Malaysian

Mr. Toh Seng Thong ("**Mr. Toh**"), aged 67, was appointed to the Board of Adventa Berhad on 10 May 2004. He is the Chairman of the Remuneration Committee and a member of the Audit Committee and Nomination Committee.

He graduated with a Bachelor of Commerce (Accounting) Degree from the University of Canterbury, New Zealand in 1981. He is a Chartered Accountant by profession and a member of the Malaysian Institute of Accountants, Malaysian Institute of Certified Public Accountants, Chartered Accountants Australia and New Zealand, a Fellow member of the Malaysian Institute of Taxation and an Associate member of the Harvard Business School Alumni Club of Malaysia.

Mr. Toh has over 30 years' experience in auditing, taxation and corporate and financial advisory. He is also a practicing Chartered Accountant of Malaysia. He started his own practice under Messrs. S T Toh & Co in 1997.

He attended all five (5) Board Meetings held during the financial year ended 31 December 2025.

He sits on the Board of Rhong Khen International Berhad and PTT Synergy Group Berhad, all of which are listed on Bursa Malaysia Securities Berhad.

Date of Appointment:

10 May 2004

Board Meetings:

5/5

Qualifications:

- B Bachelor of Commerce (Accounting) Degree from the University of Canterbury, New Zealand.



DATO' SELWYN VIJAYARAJAN DAS

Independent Non-Executive Director

Male

Aged 71

Malaysian

Dato' Selwyn Vijayarajan Das ("**Dato' Selwyn**"), aged 71, was appointed to the Board of Adventa Berhad on 23 December 2021. He is the Chairman of the Nomination Committee and a member of the Audit Committee and Remuneration Committee.

Dato' Selwyn graduated with a Bachelor of Arts (Hons) from University of Malaya, Bachelor of Laws (Hons) from University of London, and a Master in Business Administration from University of Delaware, United States.

He has over 40 years of experience in government, diplomacy, negotiations, human resource, budget and finance, conference organisation and management and law.

Dato' Selwyn started his career in the Malaysian Administrative and Diplomatic Service in year 1979 and has served in various capacities in the Prime Minister's Department, Ministry of Finance and Ministry of Foreign Affairs. He was appointed as the High Commissioner of Malaysia to Kenya from year 2005 to year 2009, High Commissioner of Malaysia to Canada from year 2009 to year 2010 and Ambassador of Malaysia to Austria from year 2013 to year 2014.

He was a member of Public Services Commission of Malaysia from year 2016 to year 2019 and he is currently an Advocate and Solicitor of the High Court of Malaya.

He attended all five (5) Board Meeting held during the financial year ended 31 December 2025.

Date of Appointment:

23 December 2021

Board Meetings:

5/5

Qualifications:

- Bachelor of Arts (Hons) from University of Malaya
- Bachelor of Laws (Hons) from University of London
- Master in Business Administration from University of Delaware, United States.

DIRECTORS' PROFILE (CONT'D)



MUHAMAD YAZDI BIN CHE YA

Independent Non-Executive Director

Male

Aged 52

Malaysian

Muhamad Yazdi bin Che Ya ("**Mr. Yazdi**"), aged 52, was appointed to the Board of Adventa Berhad on 1 July 2023. He is the Chairman of the Audit Committee and a member of the Nomination Committee.

Mr. Yazdi graduated with a Degree in Accounting and Finance from University of Lancaster. He is a corporate professional with a blend of experience as a regulator, advisor and practitioners.

Throughout his 28 years tenure in the corporate scene, he worked with large institutions such as the Securities Commission, Investment Banks and Fund Management Companies. He held senior corporate positions and directorships in several private companies in Malaysia. He currently serves as the Chief Executive Officer of Mas Aero Services Sdn. Bhd.

He attended all five (5) Board Meeting held during the financial year ended 31 December 2025.

Date of Appointment:

1 July 2023

Board Meetings:

5/5

Qualifications:

- Degree in Accounting and Finance from University of Lancaster

Save as disclosed, none of the Directors have:-

1. Any other directorship in public companies and listed issuers;
2. Any family relationship with any Director and/or major shareholder of the Company;
3. Any conflict of interest with the Company;
4. Any convictions for offences within the past five (5) years other than traffic offences, if any; and
5. Any public sanction or penalty imposed by the relevant regulatory bodies during the financial year ended 31 December 2025.

KEY SENIOR MANAGEMENTS' PROFILE



LOW CHIN GUAN

Executive Director, Key Senior Management

Male

Aged 66

Malaysian

KWEK SIEW LENG

Executive Director, Key Senior Management

Female

Aged 59

Malaysian

TOH WOAN FEI

Chief Financial Officer, Key Senior Management

Female

Aged 46

Malaysian

The profile of Mr. Low Chin Guan is set out on page 20 of this Annual Report.

The profile of Ms. Kwek Siew Leng is set out on page 20 of this Annual Report.

Ms. Toh Woan Fei ("**Ms. Fay**"), aged 46, was appointed as the Chief Financial Officer of Adventa Berhad on 22 September 2025.

Ms. Fay is a graduate of La Trobe University (Australia), where she earned a Bachelor of Commerce degree. Ms. Fay is a Chartered Accountant and a current member of the Malaysian Institute of Accountants.

With over 20 years of experience in auditing and finance, Ms. Fay has demonstrated strong leadership in various senior roles. Her previous positions include Chief Financial Officer at NuEnergy Holdings Berhad and Infoline Tec Group Berhad, both public listed companies. Her professional background spans diverse industries, with significant experience in Big Four audit firms and corporate finance management.

Save as disclosed, none of the key senior management have:-

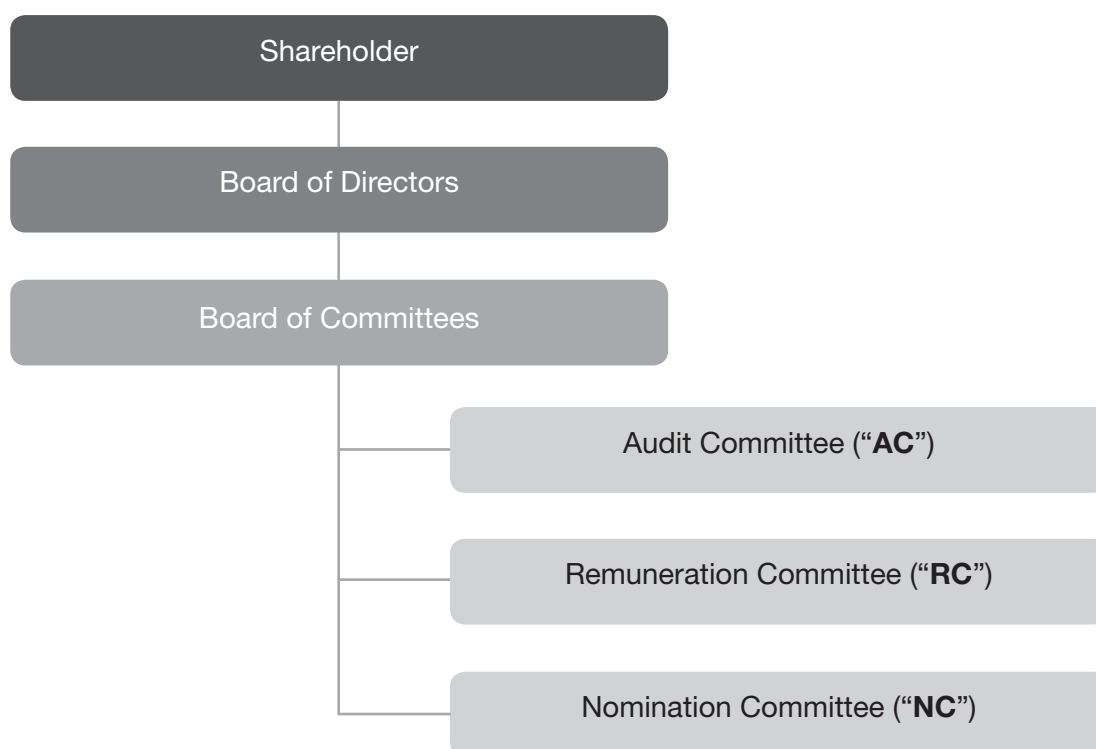
1. Any other directorship in public companies and listed issuers;
2. Any family relationship with any Director and/or major shareholder of the Company;
3. Any conflict of interest with the Company;
4. Any convictions for offences within the past five (5) years other than traffic offences, if any; and
5. Any public sanction or penalty imposed by the relevant regulatory bodies during the financial year ended 31 December 2025.

CORPORATE GOVERNANCE OVERVIEW STATEMENT

The Board of Directors (“**the Board**”) of Adventa Berhad (“**Adventa**” or “**the Company**”) is pleased to present this Corporate Governance (“**CG**”) Overview Statement (“**Statement**”) to provide the shareholders and investors with an overview on the application of CG practices by the Company and its subsidiaries (“**the Group**”) as set out in the Malaysian Code of Corporate Governance (“**MCCG**”) throughout the financial year ended 31 December 2025 (“**FYE 2025**”).

This Statement is prepared in accordance with Bursa Malaysia Securities Berhad’s (“**Bursa Malaysia Securities**”) Main Market Listing Requirements (“**MMLR**”) and it is to be read together with the CG Report of the Company in respect of FYE 2025 (“**CG Report**”) which is published at www.adventa.com.my.

GOVERNANCE FRAMEWORK



CORPORATE GOVERNANCE OVERVIEW STATEMENT (CONT'D)

PRINCIPLE A - BOARD LEADERSHIP AND EFFECTIVENESS

The Board is aware of the importance of good corporate governance and are guided by the Corporate Governance Guide published by Bursa Malaysia Securities on the following:

- Board Leadership, Roles and Responsibilities
- Directors' Core Areas of Expertise
- Board Evaluation
- Board Effectiveness Review Cycle
- Appointment to the Board, Succession Planning and Diversity

I. Meeting Attendance in FYE 2025

The meeting attendance of the Board and Board Committees members in FYE 2025, is set out in the table below:

Name of Directors	Board	Audit Committee	Remuneration Committee	Nomination Committee
Edmond Cheah Swee Leng	5/5	–	–	–
Low Chin Guan	5/5	–	–	–
Kwek Siew Leng	5/5	–	1/1	–
Toh Seng Thong	5/5	5/5	1/1	1/1
Dato' Selwyn Vijayarajan Das	5/5	5/5	1/1	1/1
Muhamad Yazdi bin Che Ya	5/5	5/5	–	1/1

The Board met five (5) times during the FYE 2025. All Directors complied with the minimum requirements on attendance at Board meetings as stipulated in the MMLR (a minimum of 50% of the total Board meetings held during the FYE 2025). The Board is satisfied with the level of time commitment given by the Directors toward fulfilling their roles and responsibilities as Board and/or Board Committee.

II. Board Responsibilities

Board Charter and Board Committees

The Company is led by a dynamic and experienced Board, with high personal integrity, business acumen and management skills, which is primarily entrusted with the responsibility of charting the direction of the Group.

The major responsibilities of the Board are outlined in the Board Charter. The Board discharged its key fiduciary duties, leadership functions and responsibilities, as follows:

- Reviewing and adopting a strategic plan for the Company;
- Overseeing the conduct of the Company's business;
- Considering the management recommendations on key issues - including acquisitions and divestments, restricting, funding and significant capital expenditure;
- Identifying principal risks and ensuring the implementation of appropriate systems to manage these risks;
- Reviewing the adequacy and integrity of the Company's internal control systems and management information systems, including systems for compliance with applicable laws, regulations, rules, directives and guidelines;
- Deciding on necessary steps to protect the Company's financial position and the ability to meet its debts and other obligations when they fall due, and ensuring that such steps are taken;
- Ensuring that the Company's financial statements are true and fair and conform with any applicable laws and/or regulations; and
- Ensuring that the Company has appropriate corporate governance structures in place including standards of ethical behaviour and promoting a culture of corporate responsibility.

CORPORATE GOVERNANCE OVERVIEW STATEMENT (CONT'D)

PRINCIPLE A - BOARD LEADERSHIP AND EFFECTIVENESS (CONT'D)

II. Board Responsibilities (Cont'd)

For the effective function of the Board, the Board has established the following Board Committees to assist in the discharge of its responsibilities:

- (i) Audit Committee (“**AC**”);
- (ii) Remuneration Committee (“**RC**”); and
- (iii) Nomination Committee (“**NC**”).

The Board Committees operates within clearly defined Terms of Reference (“**TOR**”) which were duly approved by the Board. The TORs are to be regularly reviewed as and when required to ensure they are consistent with MMLR and MCGG.

The Board is led by Mr. Edmond Cheah Swee Leng, who is the Chairman of the Company who always strive for instilling good CG practices, demonstrating leadership and oversee the effectiveness of the Board. The positions of Chairman and Chief Executive Officer (“**CEO**”) are held by different individuals and their roles and responsibilities are distinct and clearly defined in the Board Charter.

During FYE 2025, there is no designated CEO. In the absence of a CEO, the Executive Directors, namely Mr. Low Chin Guan and Ms. Kwek Siew Leng are taking on the roles of the CEO, responsible for the day-to-day management of the Company, covering corporate, financial, operational, governance, secretarial and human resource matters, while the Chairman leads the Board in its collective oversight of the management. The Chairman of the Board did not hold any membership in the Board Committees of the Company.

The Board Charter and TOR of the Board Committees are available for viewing at the Company’s website at www.adventa.com.my.

Company Secretaries

The Board is supported by three (3) Company Secretaries who are suitably qualified under the Companies Act 2016 (“**CA 2016**”), in all respect in the CA 2016, MMLR of Bursa Malaysia Securities, MCGG and company secretaryship matters. The Board has full access to the advice and services of the Company Secretaries for the Board’s affairs and the businesses.

The Company Secretaries attend all Board, Board Committee, and general meetings, ensuring that the deliberations are properly recorded, maintained in the minutes books, and communicated to the relevant parties for necessary follow-up actions. The Board also receives complete and accurate meeting materials within a reasonable timeframe prior to each meeting, and the minutes are circulated promptly after the conclusion of each meeting.

Information and Support for Directors

Board papers, including notices of matters to be discussed together with the relevant supporting information and documentation, are provided to the Board in a timely manner. This allows Directors sufficient time to review the materials and, where necessary, seek clarification from Management, consult the Company Secretaries, or obtain advice from independent advisers prior to the Board Meetings. Such practice enables informed and effective deliberation during the meetings.

The Board has full and unrestricted access to all information within the Company to facilitate the proper discharge of its duties and responsibilities. Directors are provided, on a timely basis, with information and reports relating to financial, regulatory, and audit matters through the Board papers to support informed decision-making.

All Directors have direct access to the advice and services of the Company Secretaries, ensuring that proper meeting procedures are followed and all applicable rules and regulations are complied with. The Chairmen of the respective Board Committees, report to the Board on matters deliberated and decisions made at their respective committee meetings.

Where necessary, the Directors, either collectively as the Board or individually, may seek independent professional advice, including from internal or external auditors, at the Company’s expense to enable them to discharge their duties with adequate knowledge and due consideration of the matters under deliberation.

CORPORATE GOVERNANCE OVERVIEW STATEMENT (CONT'D)

PRINCIPLE A - BOARD LEADERSHIP AND EFFECTIVENESS (CONT'D)

II. Board Responsibilities (Cont'd)

Code of Conduct and Ethical Practice

Good governance at all levels is essential for sustainable development. The Board is committed to upholding the highest standards of corporate governance and ethical practices throughout the Group. In this regard, the Board has formalised a Code of Conduct and Ethical Practice which sets out the standards of behaviour expected of Directors and employees to promote integrity and ethical conduct.

The Board emphasises the importance of compliance with the Code and has established processes to ensure adherence. The Code of Conduct and Ethical Practice applies to all Directors within the Group and serves to ensure that appropriate standards of conduct and ethical behaviour are maintained in order to safeguard the Group's reputation and support the success of its operations.

The Code of Conduct and Ethical Practice is available for viewing at the Company's website <https://www.adventa.com.my/cocep>.

Whistleblowing, Anti-bribery and Anti-Corruption Policies

The Board is committed to achieving and maintaining high standards of corporate governance practices across the Group. In this regard, the Board has formalised a Whistleblowing Policy to provide a channel for reporting concerns relating to potential breaches of business conduct, non-compliance with laws and regulatory requirements, as well as other forms of malpractice. This policy is available for viewing at the Company's website <https://www.adventa.com.my/whistleblowing-policy>, and its administration is overseen by the AC.

The Company has also adopted the Group's Anti-Bribery and Anti-Corruption Policy, which outlines the principles, guidelines, and requirements for addressing bribery and corrupt practices that may arise in the course of the Group's business and operations. This policy is available for viewing at the Company's website <https://www.adventa.com.my/anti-brinary-corruption-policy>.

III. Board Composition

The Company is led by an experienced and competent Board with different expertise. Presently, there are six (6) members of the Board, comprising two (2) Executive Directors, two (2) Independent Non-Executive Directors, one (1) Non-Independent Non-Executive Director and one (1) Senior Non-Independent Non-Executive Director.

The Board deems its composition as appropriate in terms of its membership and size. There is a good mix of skills and core competencies in the current Board membership. The Board is well represented by individuals with diverse professional backgrounds and experience in the areas of finance, accounting and economics, as well as capital markets services.

The two (2) Independent Non-Executive Directors out of six (6) of the Board members, make up to 1/3 of the Board and is in compliance with the Paragraph 15.02(1) of the MMLR. Notwithstanding the above, the Board views the number of its Independent Non-Executive Directors as adequate to provide the necessary check and balance to the Board's decision-making process.

The Board Charter stipulates that the tenure of the Independent Non-Executive Directors shall not exceed a cumulative term of nine (9) years. However, upon completion of the nine (9) years, the Independent Non-Executive Directors may continue to serve on Board as Non-Independent Non-Executive Directors. None of the Independent Non-Executive Directors has served on the Company for a cumulative term of more than nine (9) years.

In any appointment of the Board and Senior Management, a number of aspects, including but not limited to gender, age, cultural and educational background, ethnicity, professional experience, skills and knowledge, have been considered to maintain a diversified Board and Senior Management team that will help to grow the Group and have better governance in the Group.

The Board also acknowledges the need to promote gender diversity in line with the MCCG and the Government's target for woman to fill 30% or more of the decision-making positions in corporate Malaysia.

The Board does not have any Gender Diversity Policy and has not set any gender diversity target for FYE 2025. However, the Board is committed to gender diversity which includes the representation of women in the composition of the Board of the Company and at management level of the Group which is available for viewing at the Company's website <https://www.adventa.com.my/diversity>.

CORPORATE GOVERNANCE OVERVIEW STATEMENT (CONT'D)

PRINCIPLE A - BOARD LEADERSHIP AND EFFECTIVENESS (CONT'D)

III. Board Composition (Cont'd)

As at 31 December 2025, there is one (1) woman Director on Board which does not fulfil the MCCG's recommendation of at least 30% women participation in the Board. The Board will continue to identify suitable female candidate as Director from time to time to promote gender diversity.

Nomination Committee

The NC that is established by the Board, is responsible for screening, evaluating and recommending to the Board suitable candidates for appointment as Directors and Senior Management as well as filling vacancies in the Board Committees. The NC is chaired by Dato' Selwyn Vijayarajan Das, the Independent Non-Executive Director.

During FYE 2025, the main activities undertaken by the NC were as follows:

- Reviewed and recommended to the Board, the re-election of Directors of the Company who shall retire at the AGM of the Company.
- Assessed the independency of the Independent Non-Executive Directors of the Company.
- Reviewed the training programmes attended by the Directors for the financial year ended 31 December 2025.
- Reviewed the attendance of the Directors at Board and/or Board Committee Meetings for the financial year ended 31 December 2025.
- Assessed the effectiveness of the Board as a whole and the Board Committees including the AC.
- Assessed the contribution and performance of each individual Director of the Company and AC member.
- Reviewed and recommended to the Board, the proposed appointment of Chief Financial Officer of the Company.

The Board, through the NC, has established a formal assessment mechanism to carry out assessment on an annual basis on the effectiveness of the Board Committees, the Board as a whole and the contribution of each individual Director, including the independence of the Independent Director. The areas covered in the annual assessment criteria of the Board, Board Committees and individual Directors are as follows:

Evaluation	Assessment Criteria
Board and Board Committees	<ul style="list-style-type: none"> • Board mix and composition • Quality of information and decision making • Boardroom activities • Board relationship with the Management • Board Committees' Performance
Individual Directors	<ul style="list-style-type: none"> • Fit and proper • Contribution and performance • Calibre and personality

The Company has enhanced its Board and Board Committees Performance Evaluation Form by including questionnaires on Environmental, Social and Governance issues.

In FYE 2025, the NC had carried out the abovesaid assessments. The results indicated that the Board as a whole, the Board Committees and each individual Director performed well and effectively and the overall composition of the Board in terms of size, mix of skills, experience, core competencies and the balance between the Executive Directors, Non-Executive Directors and Independent Directors, is appropriate. The Independent Directors had also fulfilled their independent role in corporate accountability.

CORPORATE GOVERNANCE OVERVIEW STATEMENT (CONT'D)

PRINCIPLE A - BOARD LEADERSHIP AND EFFECTIVENESS (CONT'D)

III. Board Composition (Cont'd)

Nomination Committee (Cont'd)

For the purpose of determining the eligibility of the Directors to stand for re-election at the AGM of the Company, the Board through its NC to determine the eligibility of each retiring Director in line with MCCG, which include the following:

- I. Effectiveness of the Board as a whole and the Committees of the Board;
- II. Contribution and performance of each individual Director;
- III. Fit and proper assessment; and
- IV. The required mix of skills and experience and other qualities, including core competence.

The Directors who are to retire shall abstained from deliberations and decisions on their own eligibility to stand for re-election at the meetings of the Board and NC, where relevant.

All Directors of the Company have completed the Mandatory Accreditation Programme (“**MAP**”) Part I and half of the Directors have attended MAP Part II prescribed by Bursa Malaysia Securities for Directors of listed issuers. Directors who have yet to attend the MAP Part II training have registered to complete the training before the deadline set by Bursa Malaysia Securities.

Directors’ training is an on-going process as the Directors recognise the need to continually develop and refresh their skills and knowledge and to update themselves on the developments in the related industry and business landscape.

The Directors will continue to participate from time to time in training programmes to keep abreast of the latest developments in the capital markets, relevant changes in laws and regulations, corporate governance matters, and current business issues, from time to time.

During FYE 2025, all Directors had attended various training programmes and seminars as follows:

Directors	Training(s) Attended	Date
Edmond Cheah Swee Leng	<ul style="list-style-type: none"> • Mandatory Accreditation Programme Part II: Leading for Impact (LIP) 	1 - 2 July 2025
Low Chin Guan	<ul style="list-style-type: none"> • Good Distribution Practice of Medical Device (GDPMD) Awareness • Medical Device Registration in Malaysia • Training on labelling, UDI and Advertisement 	23 January 2025 6 February 2025 20 November 2025
Toh Seng Thong	<ul style="list-style-type: none"> • Strategic Oversight in Strategy Implementation by Bursa Malaysia • SSM National Conference on Leading Governance for Sustainable Growth • National Tax Seminar – Budget 2026 by Lembaga Hasil Dalam Negeri 	28 July 2025 19 – 20 August 2025 14 October 2025

CORPORATE GOVERNANCE OVERVIEW STATEMENT (CONT'D)

PRINCIPLE A - BOARD LEADERSHIP AND EFFECTIVENESS (CONT'D)

III. Board Composition (Cont'd)

Nomination Committee (Cont'd)

During FYE 2025, all Directors had attended various training programmes and seminars as follows: (Cont'd)

Directors	Courses / Seminars attended	Date
Kwek Siew Leng	• Navigate 2025: Strategic Insights Across Foreign Exchange & Trade	14 May 2025
	• Microsoft Office Excel 2013 – Basic & Intermediate	17 - 18 May 2025
	• The Journey into the AI Age: Game Changer for your Digital Transformation Era	17 June 2025
Dato' Selwyn Vijayarajan Das	• Mandatory Accreditation Programme Part II: Leading for Impact (LIP)	7 - 8 July 2025
Muhamad Yazdi bin Che Ya	• Mandatory Accreditation Programme Part II: Leading for Impact (ILP)	1 - 2 July 2025
	• Cradle LIVE! Startup Asean Summit 2025	3 - 5 November 2025

IV. Remuneration

The Board has adopted policies and procedures to determine the remuneration of Directors and Senior Management of the Company. The Board is aware that competitive remuneration is important to attract, retain and motivate its Directors and Senior Management to lead the Group in the long term.

Remuneration Committee

The RC comprises of one (1) Non-Independent Non-Executive Director, one (1) Executive Director and one (1) Independent Non-Executive Director and is chaired by Mr. Toh Seng Thong.

The RC reviewed the remuneration packages of the Executive Directors to ensure their remuneration is sufficiently attractive and is able to retain and motivate them to run the Company successfully.

The remuneration packages for Directors were determined by the Board as a whole following the relevant recommendations made by the RC, with the Directors concerned abstaining from deliberations and voting on his/her own remuneration.

During FYE 2025, the main activities undertaken by RC were as follows:

- Reviewed and recommended to the Board, the Directors' fees and benefits payable to the Directors for the FYE 2024.
- Reviewed and discussed the remuneration packages for the year 2025 for the Executive Directors and Chief Financial Officer.

The full terms of reference of the RC is available on the Company's website at <https://www.adventa.com.my/remuneration-committee-tor>.

CORPORATE GOVERNANCE OVERVIEW STATEMENT (CONT'D)

PRINCIPLE A - BOARD LEADERSHIP AND EFFECTIVENESS (CONT'D)

IV. Remuneration (Cont'd)

Remuneration Committee (Cont'd)

Details of the Board's remuneration for FYE 2025 are set out as below: -

(i) **Executive Directors**

Name of Directors	Fee	Salary, Bonus and other emoluments	Benefits in Kind	Total
Low Chin Guan	RM36,000.00	RM528,915.61	RM28,000.00	RM592,915.61
Kwek Siew Leng	RM36,000.00	RM602,342.60	-	RM638,342.60

(ii) **Non-Executive Directors**

Name of Directors	Fees	Allowances	Total
Edmond Cheah Swee Leng	RM78,000.00	-	RM78,000.00
Toh Seng Thong	RM78,000.00	-	RM78,000.00
Dato' Selwyn Vijayarajan Das	RM54,000.00	-	RM54,000.00
Muhamad Yazdi bin Che Ya	RM54,000.00	-	RM54,000.00

The Directors' Fees of both Executive and Non-Executive Directors is subject to shareholders' approval annually.

The Board is of the view that it would not be in the best interest of the Company to make such detailed disclosure of top five (5) senior management remuneration on a named basis. Accordingly, such details are not disclosed in the Annual Report 2025 in view of the competitive market for talent in the industry and to support the Company's efforts in attracting and retaining highly talented personnel.

PRINCIPLE B – EFFECTIVE AUDIT AND RISK MANAGEMENT

I. Audit Committee

The AC of the Company comprises exclusively two (2) Independent Non-Executive Directors and one (1) Non-Independent Non-Executive Director. The members of AC possess a wide range of necessary skills to discharge its duties. The Chairman of AC, Mr. Muhamad Yazdi bin Che Ya, is a separate person from the Chairman of the Board as the Board acknowledges that the AC, being an independent and objective body, should function as the Company's independent watchdog to ensure the integrity of financial controls and effective financial risk management. The performance of the members of the AC is reviewed by the NC annually.

The AC has adopted Policy – External and Internal Auditors to assess the suitability, objectivity and independence of the External Auditors. In line with the MCCG, the TOR of AC require former partner of the external audit firm of the Company to observe a cooling-off period of at least three (3) years before he/she could be appointed as a member of the AC. In FYE 2025, none of the AC members was a former partner of the external audit firm of the Company i.e., the former partners of the audit firm and/or affiliate firm (including those providing advisory services, tax consulting, etc.).

II. Risk Management and Internal Control Framework

The Risk Management Committee (“**RMC**”) is responsible to manage and monitor risk management. The Group has in place an on-going process for identifying, evaluating and managing significant risks that may affect the achievement of the business objective of the Group. The Board through the AC and RMC reviews the key risks identified on a regular basis to ensure proper management of risks and that measures are taken to mitigate any weaknesses in the control environment.

CORPORATE GOVERNANCE OVERVIEW STATEMENT (CONT'D)

PRINCIPLE B – EFFECTIVE AUDIT AND RISK MANAGEMENT (CONT'D)

II. Risk Management and Internal Control Framework (Cont'd)

The AC is established by the Board to provide independent oversight on the Company's internal and external audit functions, financial reporting, internal control systems and to ensure proper checks and balances within the Company.

Internal Audit Functions

The Group has appointed TGS Advisory Sdn. Bhd., an independent professional consulting audit firm, who reports to the AC and assists the AC in reviewing the effectiveness of the internal control systems whilst ensuring that there is an appropriate balance of controls and risks throughout the Group in achieving its business objectives. Internal audit provides an independent assessment of the effectiveness and efficiency of internal controls utilizing a global audit methodology and tool to support the corporate governance framework and an efficient and effective risk management framework to provide assurance to the AC.

The details of the Risk Management and Internal Control Framework are set out in the Statement on Risk Management and Internal Control in this Annual Report 2025.

PRINCIPLE C – INTEGRITY IN CORPORATE REPORTING AND MEANINGFUL RELATIONSHIP WITH STAKEHOLDERS

I. Effective Communication with Stakeholders

The Board recognises the importance of timely and high quality disclosure as a key component to uphold the principles and best practices of corporate governance for the Group. As such, maintaining an effective communication policy between members of the public and the Company is important to build trust and understanding between the Company and its various stakeholders.

The Board has in place Policy on Shareholders Communications and Investor Relations to ensure that shareholders and investment community are provided with timely and equal access to balanced and understandable information on the Company to enable shareholders to exercise their right in an informed manner and to allow shareholders and the investment community to engage actively with the Company.

Shareholders may communicate with the Company on investor relation matters by posting their enquiries to the Company through the Company's website enquiry form on its website, www.adventa.com.my.

The Board also recognises that effective and timely communication of information related to the Company's business strategies, financial performance and business initiatives are essential in maintaining good relationship with investors.

Various communication channels are used for disseminating information to the shareholders and the investing public on a timely basis, i.e. AGM, Annual Report, quarterly announcements and corporate disclosures to Bursa Malaysia Securities, press releases, and investor and analyst briefings, the Company's website with updated information.

The Company has yet to adopt integrated reporting for FYE 2025 but the Board ensures there is continuous communication between the Company and its stakeholders to facilitate mutual understanding of each other's objectives and expectations.

Minutes of the Twenty-Second ("22nd") AGM have been made available to shareholders no later than 30 business days after the AGM on the Company's website at www.adventa.com.my.

CORPORATE GOVERNANCE OVERVIEW STATEMENT (CONT'D)

PRINCIPLE C – INTEGRITY IN CORPORATE REPORTING AND MEANINGFUL RELATIONSHIP WITH STAKEHOLDERS (CONT'D)

II. Conduct of General Meetings

The AGM has been the main forum for shareholders to engage with the Board to facilitate greater understanding of the Company's business, governance and performance.

The Notice of 22nd AGM together with the explanatory notes of the background information and reports or recommendations that are relevant to the proposed resolutions, as well as the Form of Proxy, was sent to shareholders at least twenty-eight (28) days prior to the date of the 22nd AGM, so as to give sufficient time for the shareholders to consider the resolutions that will be discussed and decided at the 22nd AGM, and to arrange for proxies to attend, speak and vote the 22nd AGM on their behalf, if so required.

All Directors, Chairman of AC, RC and NC had attended the 22nd AGM held on 23 June 2025.

The Directors had actively responded to relevant questions addressed to them during the 22nd AGM.

The representatives of External Auditors were also present to respond to the queries raised by the shareholders.

Compliance with MCCG

The Board is satisfied that during FYE 2025, the Company has complied with the best practices in MCCG on the application of the principles and best practices in corporate governance, except for those departures highlighted in the CG Report.

This Statement and the CG Report were approved by the Board of Directors of the Company on 8 April 2026.

ADDITIONAL COMPLIANCE INFORMATION

OTHER INFORMATION PURSUANT TO THE MAIN MARKET LISTING REQUIREMENTS OF BURSA MALAYSIA SECURITIES BERHAD

1. Utilisation of Proceeds

The Company did not undertake any corporate proposal to raise any proceed during the financial year ended 31 December 2025.

2. Recurrent Related Party Transactions of Revenue Nature (“RRPTs”)

The RRPTs entered into by the Group during the FYE 2025 were as follows:

Nature of RRPTs	Name of Company	Related Parties	Interested Directors and/or interested Major Shareholders	Aggregate value of the RRPTs during the FYE 2025
Rental of office Address: No. 21, Jalan Tandang 51/205A, Seksyen 51, 46050 Petaling Jaya, Selangor Darul Ehsan Frequency of payment: monthly	Adventa Healthcare Sdn. Bhd. (Recipient)	Low Chin Guan (Provider)	Low Chin Guan	RM156,000
Rental of office Address: No. 21, Jalan Tandang 51/205A, Seksyen 51, 46050 Petaling Jaya, Selangor Darul Ehsan Frequency of payment: monthly	Adventa Berhad (Recipient)	Low Chin Guan (Provider)	Low Chin Guan	RM66,000
Distribution of healthcare products	Adventa Healthcare Sdn. Bhd. (Provider)	Lucenxia (M) Sdn. Bhd. (Recipient)	Low Chin Guan (shareholder of Lucenxia (M) Sdn. Bhd.)	RM818,420

ADDITIONAL COMPLIANCE INFORMATION (CONT'D)

OTHER INFORMATION PURSUANT TO THE MAIN MARKET LISTING REQUIREMENTS OF BURSA MALAYSIA SECURITIES BERHAD (CONT'D)

3. Audit and Non-Audit Fees

The audit and non-audit fees paid by the Group to external auditors or company affiliated to the external auditors' firm for the FYE 2025 were as follows: -

	Company (RM)	Group (RM)
Audit services rendered	85,000	161,643
Non-audit services rendered	10,000	10,000
Total	95,000	171,643

4. Material Contracts Involving Directors and Major Shareholders

There were no material contracts entered into by the Company and its subsidiaries involving the interests of the Directors, chief executive who is not a director or major shareholders, either still subsisting at the end of the FYE 2025 or, if not then subsisting, entered into since the end of the previous financial year.

5. Employee Share Scheme ("ESS")

The ESS which comprises the Employees' Share Option Scheme ("ESOS") and the Share Grant Plan ("SGP") of up to fifteen per centum (15%) of the total number of issued shares in the Company (excluding treasury shares of the Company, if any) for the eligible person(s) during the ESS period, approved by the shareholders at the Annual General Meeting of the Company held on 23 June 2022 was implemented on 12 October 2022. The ESS shall be in force for a period of five (5) years until 11 October 2027. During the financial year ended 31 December 2025, there were no ESOS and/or SGP granted or awarded to eligible person(s).

6. Disclosure of Financial Data for Shariah Screening

Pursuant to Paragraph 9.25A of the Main Market Listing Requirements, below are the financial data that are relevant for purpose of Shariah screening by the Shariah Advisory Council of the Securities Commission Malaysia. These include financial data on Shariah non-permissible income arising from the Group's business activities and interest-based financial position.

(a) Group Total Income and Total Assets

	Remark	Group	
		2025 (RM)	2024 (RM)
Total Income			
Revenue	Note 3	53,376,061	58,302,009
Total		53,376,061	58,302,009
Total Assets		-	-

ADDITIONAL COMPLIANCE INFORMATION (CONT'D)

6. Disclosure of Financial Data for Shariah Screening (Cont'd)

(b) Business Activities

Shariah Non-Compliant Activities	Remark	Group	
		2025 (RM)	2024 (RM)
Interest income	Note 4	55,487	269,776
Dividend income received from conventional shares and instruments	Note 4	920,000	920,000
Other Shariah non-compliant activities (please specify under the remarks column)	Note 4 - scrap sales & realised gain on foreign exchange	696,521	528,755
Gain from investment in conventional instruments	Note 4 - gain on disposal of investment in subsidiary	203,712	–
Total		1,875,720	1,718,531

(c) Component of Financial Position

(i) Cash Component

Islamic Account/ Instruments	Remark	Group	
		2025 (RM)	2024 (RM)
Deposits with licensed bank	Note 19	560,034	10,017
Total		560,034	10,017

Conventional Account/ Instruments	Remark	Group	
		2025 (RM)	2024 (RM)
Deposits with licensed bank	Note 19	1,000,000	2,791,000
Cash at bank (exclude cash in hand)		11,365,246	4,491,832
Total		12,365,246	7,282,832

ADDITIONAL COMPLIANCE INFORMATION
(CONT'D)

6. Disclosure of Financial Data for Shariah Screening (Cont'd)

(c) Component of Financial Position (Cont'd)

(ii) Debt Component

Islamic Financing	Remark	Group	
		2025 (RM)	2024 (RM)
Current			
Term financing		-	-
Banker's acceptances		-	-
Non-Current			
Term financing		-	-
Total		-	-

Conventional Borrowing	Remark	Group	
		2025 (RM)	2024 (RM)
Current			
Term loans	Note 24	649,800	-
Banker's acceptances	Note 24	3,228,390	2,326,280
Trade financing	Note 24	-	7,022,967
Non-Current			
Term loans	Note 24	13,498,316	-
Total		17,376,506	9,349,247

AUDIT COMMITTEE REPORT

The Board of Directors of the Company (“**the Board**”) is pleased to present the report of the Audit Committee (“**AC**”) for the financial year ended 31 December 2025 (“**FYE 2025**”) in compliance with Paragraph 15.15(1) of the Main Market Listing Requirements (“**Main LR**”) of Bursa Malaysia Securities Berhad (“**Bursa Malaysia Securities**”).

COMPOSITION AND MEETINGS

The AC comprises three (3) members, which consist of two (2) Independent Non-Executive Directors and one (1) Non-Independent Non-Executive Director. This complies with Paragraphs 15.09(1)(a) and (b) of the Main LR of Bursa Malaysia Securities.

The Chairman of the AC, Mr. Muhamad Yazdi bin Che Ya is an Independent Non-Executive Director. In this respect, the Company complies with Paragraph 15.10 of the Main LR of Bursa Malaysia Securities. Furthermore, in compliance with the Practice 9.1 of the Malaysian Code on Corporate Governance (“**MCCG**”), the Chairman of the AC is not the Chairman of the Board.

Mr. Toh Seng Thong, being members of Malaysian Institute of Accountants (MIA), fulfil the requirement of Paragraph 15.09(1)(c) of the Main LR of Bursa Malaysia Securities.

The term of office and performance of the AC and individual AC member has been reviewed by the Nomination Committee on 24 February 2026 in accordance with Paragraph 15.20 of the Main LR of Bursa Malaysia Securities. Having reviewed the results of the AC and individual AC member’s performance, the Board is satisfied that the AC and individual AC member have been able to carry out their duties with care and diligence in accordance with the Terms of Reference of the AC for the FYE 2025.

During the FYE 2025, the AC conducted a total of five (5) meetings. The composition of the AC and the attendance of the respective members at the meetings during the FYE 2025 are disclosed as follows:-

Name	Designation	Directorship	Attendance
Mr. Muhamad Yazdi bin Che Ya	Chairman	Independent Non-Executive Director	5/5
Mr. Toh Seng Thong	Member	Non-Independent Non-Executive Director	5/5
Dato’ Selwyn Vijayarajan Das	Member	Independent Non-Executive Director	5/5

The Terms of Reference of the AC is available for reference on the Company’s website at <https://www.adventa.com.my/audit-committee-tor>.

SUMMARY OF WORK OF THE AUDIT COMMITTEE

1. OVERSIGHT OF THE FINANCIAL REPORTING PROCESS

During the FYE 2025, the AC carried out its duties as set out on its Terms of Reference. The AC discharged its oversight role by carrying out the following activities during the FYE 2025:

- (a) Reviewed and discussed the quarterly and year-end financial statements, prior to recommendations to the Board. The key areas of focus are the following:
 - any change in accounting policies and practices;
 - significant adjustments arising from the audit;
 - going concern assumption;
 - compliance with accounting standards and other legal requirements;
 - significant matters highlighted in the financial statements; and
 - significant judgements made by the Management.

AUDIT COMMITTEE REPORT (CONT'D)

SUMMARY OF WORK OF THE AUDIT COMMITTEE (CONT'D)

1. OVERSIGHT OF THE FINANCIAL REPORTING PROCESS (CONT'D)

(b) The dates the AC met during the FYE 2025 to deliberate on financial reporting matters as detailed below:-

Date of meetings	Financial Reporting Statements Reviewed
25 February 2025	Unaudited quarterly report on consolidated results of the Company and its Group of Companies for the fourth quarter ended 31 December 2024
9 April 2025	Audited Financial Statements for the financial year ended 31 December 2024
20 May 2025	Unaudited quarterly report on consolidated results of the Company and its Group of Companies for the first quarter ended 31 March 2025
26 August 2025	Unaudited quarterly report on consolidated results of the Company and its Group of Companies for the second quarter ended 30 June 2025
25 November 2025	Unaudited quarterly report on consolidated results of the Company and its Group of Companies for the third quarter ended 30 September 2025

2. OVERSIGHT OF EXTERNAL AUDIT FUNCTION

During the FYE 2025, the AC:-

- (a) Reviewed with the External Auditors, their audit plan including non-audit services for the FYE 2025, outlining the audit scope, methodology and timetable, audit materiality, area of focus, fraud considerations and the risk of management override and also the new and revised auditors reporting standards.
- (b) Discussed and considered the significant accounting adjustments, auditing issues and management letter arising from the interim audit as well as the final audit with the External Auditors.
- (c) Met with the External Auditors on 25 February 2025 and 25 November 2025 without the presence of the Executive Directors and the Management.
- (d) Assessed the performance of the External Auditors for the financial year ended 31 December 2024 covering areas such as suitability, objectivity and independence as well as the audit and non-audit fees of the External Auditors.
- (e) Considered and recommended the re-appointment of External Auditors for the ensuing year.

PKF PLT ("**PKF**") declared their independence and confirmed that they were not aware of any relationship between PKF and the Group that, in their professional judgement, might reasonably be thought to impair their independence.

The AC was satisfied with the independence, suitability and performance of PKF, recommended to the Board for approval, the re-appointment of PKF as External Auditors for the ensuing year at the Twenty-Third Annual General Meeting of the Company.

AUDIT COMMITTEE REPORT (CONT'D)

SUMMARY OF WORK OF THE AUDIT COMMITTEE (CONT'D)

3. OVERSIGHT OF INTERNAL AUDIT FUNCTION

In discharging its duties and responsibilities, the AC is supported by an independent and adequately resources internal audit function. During the FYE 2025, the internal audit function was outsourced to TGS Advisory Sdn. Bhd. ("**Internal Auditors**"), an independent professional services firm which assesses the adequacy, efficiency and effectiveness of the Group's internal control and risk management system.

The internal audit function carried out audits in accordance with the internal audit plan approved by the AC. The results of the internal audit reviews and the recommendations for enhancement of existing controls were duly presented to the AC. The AC has full access to the Internal Auditors and has received reports on audits performed.

The internal audits were performed using a risk based approach and focused on:-

- (a) reviewing identified high risk areas for compliance with established policies, procedures, rules, guidelines, laws and regulations;
- (b) evaluating the adequacy of controls for safeguarding assets; and
- (c) identifying business risks which have not been appropriately addressed.

During the FYE 2025, the AC performed the following activities:

- (a) Reviewed the adequacy and performance of the internal audit function and its comprehensive coverage of the Group's activities.
- (b) Reviewed the internal audit report relating to account receivables and human resources management of the Group.
- (c) Reviewed the audit findings and recommendations to improve any weaknesses or non-compliance, and the respective management's response thereon, and monitored the implementation recommendations and action plans.
- (d) Sought and obtain periodic updates from Internal Auditors on the status of implementation of post-audit recommendations from previous, as well as current, internal audit cycles.

The professional fees incurred for the internal audit function in respect of FYE 2025 amounted to RM18,000/-.

4. OTHER ACTIVITIES

- (a) Reviewed the contents of the AC Report and Statement on Risk Management and Internal Control and ensured that these reports were prepared in accordance with the applicable requirements for inclusion in the Annual Report prior to recommendation to the Board for approval.
- (b) Reviewed related party transactions and the adequacy of the Group's procedures and processes in identifying, monitoring, reporting and reviewing related party transactions in a timely and orderly manner.
- (c) Reviewed and recommended to the Board for approval the Circular to Shareholders in relation to the Proposed Renewal of Existing Shareholders' Mandate for Recurrent Related Party Transactions of a Revenue or Trading Nature ("**RRPTs**") and Proposed New Shareholders' Mandate for RRPTs.
- (d) Received updates from the External Auditors on the new developments and amendments in disclosure requirements arising from the new and amended Malaysian Financial Reporting Standards and International IFRS Accounting Standards, Companies Act 2016 and the amendments to the Main LR of Bursa Malaysia Securities.

BOARD'S CONCLUSION

The Board is satisfied that the AC and its members have carried out their functions, duties and responsibilities in accordance with the Terms of Reference of the AC and there were no material misstatements, frauds and deficiencies in the systems of internal control not addressed by the Management.

STATEMENT ON RISK MANAGEMENT AND INTERNAL CONTROL STATEMENT

INTRODUCTION

Pursuant to Paragraph 15.26(b) of the Main Market Listing Requirements (“**MMLR**”) of Bursa Malaysia Securities Berhad (“**Bursa Malaysia Securities**”), the Board of Directors (“**Board**”) of Adventa Berhad (“**Adventa**” or “**the Company**”) is pleased to provide the Statement on Risk Management and Internal Control of the Group for the financial year ended 31 December 2025, which has been prepared and taken into consideration the Statement on Risk Management and Internal Control: Guidelines for Directors of Listed Issuers (“**the Guidelines**”) and made in accordance with the Practices and Guidance relating to risk management and internal controls provided in the Malaysian Code on Corporate Governance.

BOARD RESPONSIBILITY

The Board recognises and affirms its overall responsibility to establish a sound system of risk management and internal control in order to safeguard shareholders’ investments and the assets of the Company and its subsidiaries (“**the Group**”). Notwithstanding that, in view of the inherent limitations in any system of internal control, the Board recognises that reviewing the Group’s system of internal control is a concerted and continuing process, designed to manage rather than eliminate the risk of failure to achieve business objectives. Accordingly, the system can only provide reasonable and not absolute assurance against material misstatement of management, loss or fraud and failure to achieve business objectives.

During the financial year ended 31 December 2025 (“**financial year under review**”), the Board has reviewed the adequacy and effectiveness of the risk management and internal control system and concluded that the Group’s risk management and internal control system have been operating adequately and effectively.

The Board has extended the responsibilities of the Audit Committee (“**AC**”) to include the role of reviewing and monitoring the effectiveness of the Group’s internal control system. The AC reviews and deliberate reports from the Internal Auditors on findings from audits carried out at operating units, and the External Auditors on areas for improvement identified during the course of statutory audit.

The Report of the AC is set out on pages 38 to 40 of this Annual Report.

RISK MANAGEMENT

The oversight of the Group’s risk management process is the responsibility of the Executive Directors who are assisted by the heads of department of the respective operating companies. During the financial year under review, the Group monitored significant risks and risk mitigation strategies on an ongoing basis through its Management at the Risk Management Committee (“**RMC**”) meetings and Board meetings. Under the purview of the RMC, the respective heads of each operating subsidiary and department of the Group are empowered with the responsibility of managing their respective operations. Its functions include, inter alia:

- developing risk management framework;
- coordinate the updating of the risk profile;
- monitor the implementation of action plans; and
- review and assess the applicability of the control environment in mitigating risk.

In view of a constantly changing environment and competitive landscape, the Board is committed in maintaining a system of internal control that comprises the following environment, key processes and monitoring systems: -

- An annual risk assessment analysis that assists the Management to continuously identify significant risks associated with key processes within a changing business and operating environment;
- The AC, through the RMC, reviews the adequacy and effectiveness of the Group’s risk management and internal control procedures as well as any internal control issues identified by the Internal Auditors and External Auditors. This also involves identifying alternative controls to reduce risk identified;
- The AC, through the Internal Audit, assess the potential financial and non-financial impacts to the business risk identified and with the assistance of the RMC formulate and develop action plan to address the risk with timeline; and
- The RMC will update the risk profile of operating companies and Group, monitor and update progress to the AC annually.

STATEMENT ON RISK MANAGEMENT AND INTERNAL CONTROL STATEMENT (CONT'D)

RISK MANAGEMENT (CONT'D)

The Enterprise Risk Management (“**ERM**”) framework, risks and control measures established by the Company are documented and compiled by the RMC to represent the risk profile of the operating companies which in turn are consolidated to form the risk profile of the Group. Risk profiles are reviewed and updated on a yearly basis. Meetings are held at least once a year in which the updated risk profile will be deliberated by the AC before reporting to the Board.

During the financial year under review, the Group has continued with its ERM efforts. The risk profile of the Group was reviewed and updated to reflect the current conditions.

INTERNAL AUDIT FUNCTION

The Internal Audit Function adopts a risk-based approach, is guided by the International Professional Practice Framework (IPPF) and prepares its strategies and plans for AC’s approval prior to execution of internal audit assessments. Internal audit reviews the internal controls in the key activities of the Group’s businesses.

During the financial year under review, the internal audit team from TGS Advisory Sdn. Bhd. (“**TGS Advisory**”), the independent consulting firm to which the Internal Audit Function has been outsourced, assesses the adequacy and effectiveness of the internal control system based on the scope of work approved by the AC and reports to the AC directly on its findings and recommendations for improvement. The Internal Auditors also reviews the extent to which its recommendations have been accepted and implemented by the Management. The AC reviews internal audit reports and management responses thereto and ensures significant findings especially control deficiencies are adequately addressed and rectified by the Management of the operating units concern. The AC reviews internal control matters and update the Board on significant issues for the Board’s attention and action.

The Internal Auditors, which report directly to the AC, conduct reviews on the adequacy and effectiveness of the Group’s system of internal controls that implemented by the Management. These audits review cover key activities of the Group’s business approved by the AC. Based on these audits, the Internal Auditors provide the AC with Annual Internal Audit Report highlighting observations, recommendations and management action plans to improve the system of internal control.

During the financial year under review, the AC with the assistance of the external professional consulting firm, TGS Advisory, reviewed the adequacy and integrity of the Group’s internal control systems relating to Procurement and Inventory Management. The final report was presented and reviewed by the AC on 25 November 2025. There were no material issues highlighted by TGS Advisory during the financial year under review.

The Engagement Director, Ms. Lim Ge Ru, Chartered Member of the Institute of Internal Auditors Malaysia and Member of Institute of Public Accountants, has a diverse professional experience in internal audit, risk management and corporate governance advisory, and the internal audit staff on the engagement are free from any relationships or conflicts of interest, which could impair their objectivity and independence. Upon conduct a review on the Internal Audit Function, the AC concluded that the Internal Audit Function is independent and TGS Advisory has performed their audit assignments with impartiality, proficiency and due professional care for the financial year under review.

OTHER KEY ELEMENTS OF INTERNAL CONTROL

Apart from risk management and internal audit, the Group’s system of internal controls comprises the following key elements:-

- a well defined organisational structure with clear reporting lines and accountabilities;
- clearly defined internal policies and procedures for key processes to ensure full compliance by all operating units and to minimise operating risks;
- regular monitoring and review of financial results and forecasts for all operating units by the Executive Directors; and
- clear reporting structures to ensure proper monitoring of the Group’s operations together with regular quarterly reports which monitor the Group’s performance.

STATEMENT ON RISK MANAGEMENT AND INTERNAL CONTROL STATEMENT (CONT'D)

REVIEW OF THE STATEMENT BY EXTERNAL AUDITORS

The External Auditors have performed limited procedures on this Statement on Risk Management and Internal Control for the inclusion in the Annual Report 2025 of the Company in accordance with Malaysian Approved Standard on Assurance Engagements, ISAE 3000 (Revised), Assurance Engagement other than Audits or Reviews of Historical Information and Audit and Assurance Practice Guide 3, Guidance for Auditors on Engagements to Report on the Statement on Risk Management and Internal Controls. Their work performance is restricted to the requirements by Paragraph 15.23 of the MMLR of Bursa Malaysia Securities.

Based on their review, the External Auditors have reported that nothing has come to their attention that cause them to believe that the Statement on Risk Management and Internal Control intended to be included in the Annual Report 2025 of the Company is not prepared, in all material respects, in accordance with the disclosures required by paragraphs 41 and 42 of the Guidelines to be set out, nor is factually inaccurate.

MANAGEMENT'S ASSURANCE

The Executive Directors and Chief Financial Officer, representing the Management, have provided reasonable assurance to the Board that the Group's risk management and internal control systems are adequate and effective, in all material aspects, based on the risk management and internal controls adopted by the Group.

OPINION OF THE BOARD

The improvement of the system of internal control is an ongoing process and the Board maintains an ongoing commitment to strengthening the Group's internal control and risk management environment and processes.

Based on the internal processes which have been put into place by the Management, as well as the activities carried out by and subsequent reports of the outsourced Internal Audit Function, the Board is of the view that the Group's system of internal control and risk management is adequate and effective to safeguard the shareholders' investments and Group's assets for the financial year under review.

This statement is made in accordance with a resolution of the Board of Directors dated 8 April 2026.

RESPONSIBILITY STATEMENT BY THE BOARD OF DIRECTORS

The Directors are required under the provisions of the Companies Act 2016 to prepare financial statements which give a true and fair view of the state of affairs of the Company and its subsidiaries (“**the Group**”) at the end of the financial year and their results and cash flows of the Group. In preparing the financial statements for the financial year ended 31 December 2025 in this 2025 Annual Report, the Directors have adopted suitable accounting policies and applied them consistently, made judgements and estimates that are reasonable and prudent, as well as ensured that all applicable accounting standards in Malaysia have been followed.

The Directors have ensured that proper accounting records are kept which disclose with reasonable accuracy the financial position of the Group and ensured that the financial statements comply with the provision of the Companies Act 2016, Main Market Listing Requirements of Bursa Securities Malaysia Berhad and all applicable accounting standards in Malaysia.

The Directors also have general responsibilities for taking the necessary steps to safeguard the assets of the Group and to detect and prevent fraud as well as other irregularities.

This statement is made in accordance with a resolution of the Board of Directors dated 8 April 2026.

Table of **Contents**

Directors' Report	46
Statement by Directors	50
Statutory Declaration	50
Independent Auditors' Report to the Members	51
Statements of Comprehensive Income	58
Statements of Financial Position	60
Statements of Changes in Equity	62
Statements of Cash Flows	65
Notes to the Financial Statements	70
List of Properties	145

DIRECTORS' REPORT

DIRECTORS' REPORT

The Directors hereby submit their report and the audited financial statements of the Group and of the Company for the financial year ended 31 December 2025.

Principal activities

The Company is principally involved in investment holding and provision of management services.

The principal activities of the subsidiaries are as stated in Note 14 to the financial statements.

Results

	Group RM	Company RM
Loss for the financial year attributable to:		
Owners of the parent	(5,891,794)	(2,994,367)
Non-controlling interests	(29,660)	-
	<u>(5,921,454)</u>	<u>(2,994,367)</u>

Reserves and provisions

There were no material transfers to or from reserves and provisions during the financial year.

Dividends

No dividend has been paid or declared since the end of the previous financial year. The Directors do not recommend any dividends for the current financial year ended 31 December 2025.

Directors

The Directors of the Company in office during the financial year and during the period from the end of the financial year to the date of this report are:

Dato' Selwyn Vijayarajan Das
Edmond Cheah Swee Leng
Kwek Siew Leng *
Low Chin Guan *
Muhamad Yazdi Bin Che Ya
Toh Seng Thong

* Being a Director of one or more subsidiaries

DIRECTORS' REPORT
(CONT'D)

Directors' interests in shares

The shareholdings in the ordinary shares of the Company of those who were Directors at the end of the financial year as recorded in the Register of Directors' Shareholdings kept under Section 59 of the Companies Act, 2016 in Malaysia are as follows:

	Number of ordinary shares			Balance as at 31.12.2025
	Balance as at 1.1.2025	Bought	Sold	
Direct interest				
Kwek Siew Leng	1,168,800	-	-	1,168,800
Low Chin Guan	133,176,079	-	-	133,176,079
Edmond Cheah Swee Leng	1,400,200	-	-	1,400,200
Toh Seng Thong	-	200,000	-	200,000

By virtue of their interests in the shares of the Company and the related corporation, the abovementioned Directors are also deemed to be interested in the shares of all the related corporations of the Company to the extent that the Company and the related corporation respectively have an interest.

None of the other Directors in office at the end of the financial year had any interest in shares of the Company and its related companies during the financial year.

Directors' benefits

Since the end of the previous financial year, no Director of the Company has received nor become entitled to receive any benefit (other than a benefit included in the aggregate amount of emoluments received or due and receivable by Directors as shown in the financial statements) by reason of a contract made by the Company or a related corporation with the directors or with a firm of which the Director is a member, or with a company in which the Director has a substantial financial interest other than as disclosed in Note 26 to the financial statements.

There were no arrangements during or at the end of the financial year, which had the object of enabling the Directors to acquire benefits by means of the acquisition of shares in, or debentures of the Company or any other body corporate.

Directors' remuneration and fee

Directors' remuneration of the Group and of the Company amounted to RM1,131,258 and RM1,110,175 respectively as disclosed in Note 7 to the financial statements.

Directors' fee of the Group and of the Company are amounted to RM336,000 as disclosed in Note 7 to the financial statements.

DIRECTORS' REPORT (CONT'D)

Indemnity and insurance for Directors, officers and auditor

There was no indemnity given to or insurance effected for any Director, officer or auditor of the Company.

Issue of shares and debentures

There were no changes in the share capital of the Company during the financial year.

There were no debentures issued during the financial year.

Options granted over unissued shares

No options were granted to any person to take up unissued shares of the Company during the financial year.

Other statutory information

Before the financial statements of the Group and of the Company were made out, the Directors took reasonable steps to ascertain that:

- (i) proper action had been taken in relation to the writing off of bad debts and the making of provision for doubtful debts and have satisfied themselves that all known bad debts had been written off and that adequate provision had been made for doubtful debt; and
- (ii) any current assets which were unlikely to be realised in the ordinary course of business have been written down to an amount which they might be expected so to realised.

At the date of this report, the Directors are not aware of any circumstances:

- (i) which would render the amount written off of bad debts or the amount of the provision for doubtful debts; or
- (ii) which would render the value attributed to current assets in the financial statements of the Group and of the Company misleading; or
- (iii) which have arisen which render adherence to the existing method of valuation of assets or liabilities of the Group and of the Company misleading or inappropriate; or
- (iv) not otherwise dealt with in this report or the financial statements, which would render any amount stated in the financial statements of the Group and of the Company misleading.

DIRECTORS' REPORT
(CONT'D)**Other statutory information (continued)**

At the date of this report, there does not exist:

- (i) any charge on the assets of the Group and of the Company that has arisen since the end of the financial year and which secures the liabilities of any other person; or
- (ii) any contingent liability in respect of the Group and of the Company that has arisen since the end of the financial year.

No contingent liability or other liability of the Group and of the Company has become enforceable or is likely to become enforceable within the period of twelve months after the end of the financial year which, in the opinion of the Directors, will or may substantially affect the ability of the Group and of the Company to meet their obligations as and when they fall due.

In the opinion of the Directors, the financial performance of the Group and of the Company for the financial year ended 31 December 2025 have not been substantially affected by any item, transaction or event of a material and unusual nature nor has any such item, transaction or event occurred in the interval between the end of the financial year and the date of this report.

Auditors

The auditors, Messrs PKF PLT, have indicated their willingness to continue in office.

The auditors' remuneration of the Group and of the Company for the financial year ended 31 December 2025 amounted to RM161,643 and RM85,000 respectively.

Signed on behalf of the Directors
in accordance with a resolution of the Board,

KWEK SIEW LENG

LOW CHIN GUAN

Kuala Lumpur

29 April 2026

STATEMENT BY DIRECTORS

PURSUANT TO SECTION 251(2) OF THE COMPANIES ACT, 2016 IN MALAYSIA

In the opinion of the Directors, the accompanying financial statements as set out on pages 58 to 144 are drawn up in accordance with Malaysian Financial Reporting Standards, IFRS Accounting Standards and the requirements of the Companies Act, 2016 in Malaysia, so as to give a true and fair view of financial position of the Group and of the Company as at 31 December 2025 and of their financial performances and their cash flows for the financial year ended on that date.

Signed on behalf of the Directors
in accordance with a resolution of the Board,

KWEK SIEW LENG

LOW CHIN GUAN

Kuala Lumpur

29 April 2026

STATUTORY DECLARATION

PURSUANT TO SECTION 251(1)(b) OF THE COMPANIES ACT, 2016 IN MALAYSIA

I, KWEK SIEW LENG, being the Director primarily responsible for the financial management of ADVENTA BERHAD, do solemnly and sincerely declare that to the best of my knowledge and belief, the accompanying financial statements as set out on pages 58 to 144 are in my opinion correct, and I make this solemn declaration conscientiously believing the same to be true and by virtue of the provisions of the Statutory Declarations Act, 1960 in Malaysia.

Subscribed and solemnly declared by the)
above-named at Kuala Lumpur in Wilayah)
Persekutuan on 29 April 2026)

KWEK SIEW LENG
(MIA No.: 22423)

Before me,

COMMISSIONER FOR OATHS

INDEPENDENT AUDITORS' REPORT

TO THE MEMBERS OF ADVENTA BERHAD AND ITS SUBSIDIARIES

Report on the Audit of the Financial Statements

Opinion

We have audited the financial statements of ADVENTA BERHAD., which comprise the statements of financial position as at 31 December 2025 of the Group and of the Company, and the statements of profit or loss and comprehensive income, statements of changes in equity and statements of cash flows of the Group and of the Company for the financial year then ended, and notes to the financial statements, including material accounting policies, as set out on pages 58 to 144.

In our opinion, the accompanying financial statements give a true and fair view of the financial positions of the Group and of the Company as at 31 December 2025, and of their financial performances and their cash flows for the financial year then ended in accordance with Malaysian Financial Reporting Standards, IFRS Accounting Standards and the requirements of the Companies Act, 2016 in Malaysia.

Basis for Opinion

We conducted our audit in accordance with approved standards on auditing in Malaysia and International Standards on Auditing. Our responsibilities under those standards are further described in the *Auditors' Responsibilities for the Audit of the Financial Statements* section of our report.

We are independent of the Group and of the Company in accordance with the *By-Laws (on Professional Ethics, Conduct and Practice)* of the Malaysian Institute of Accountants ("By-Laws") and the International Ethics Standards Board for Accountants' *International Code of Ethics for Professional Accountants (including International Independence Standards)* ("IESBA Code"), and we have fulfilled our other ethical responsibilities in accordance with the By-Laws and the IESBA Code.

We believe that the audit evidence we have obtained is sufficient and appropriate to provide a basis for our opinion.

Key Audit Matters

Key audit matters are those matters that, in our professional judgement, were of most significance in our audit of the financial statements of the Group and of the Company for the current year. These matters were addressed in the context of our audit of the financial statements as a whole, and in forming our opinion thereon, and we do not provide a separate opinion on these matters.

INDEPENDENT AUDITORS' REPORT (CONT'D)

Key Audit Matters (continued)

(i) Impairment Assessment of Non-Financial Assets and Investments in Subsidiaries
(Refer to Notes 1(d)(ii), 1(d)(iv), 2(d), 2(e), 2(f), 10, 11, 12 and 14 to the financial statements)

As at 31 December 2025, the Group and the Company recorded significant carrying amounts in respect of property, plant and equipment amounting to RM10,526,412, right-of-use assets of RM38,652,552, development cost of RM511,568 relating to technology developed under the Group's syringe innovation programme with a definite useful life recognised in accordance with MFRS 138, *Intangible Assets*, and investments in subsidiaries of RM101,934,280.

The impairment assessments performed by management involved significant judgement in determining the recoverable amounts of the respective cash generating units, including the estimation of future cash flows, determination of appropriate growth rates, discount rates and terminal values. Small changes in key assumptions could result in a material impact on the recoverable amounts and, accordingly, on the Group's and the Company's financial statements.

Due to the materiality of these balances and the significant judgement involved in the impairment assessments, we considered this matter to be a key audit matter.

Our audit procedures included:

- (i) evaluated whether indicators of impairment existed for the relevant cash-generating units and investments in subsidiaries;
- (ii) assessed management's methodology applied in determining recoverable amounts, including consistency with the requirements of MFRS 136;
- (iii) assessed the basis of the cash flow projections and comparing them with historical performance of the respective subsidiaries;
- (iv) evaluated the reasonableness of key assumptions used, including revenue growth rates, operating margins, terminal growth rates and discount rate;
- (v) reviewed valuation reports prepared by independent valuers engaged by the Group, where applicable, and assessing their competency, capabilities and objectivity; and
- (vi) performed sensitivity analyses on key assumptions to assess the potential impact of reasonable changes on the recoverable amounts.

INDEPENDENT AUDITORS' REPORT
(CONT'D)**Key Audit Matters (continued)****(ii) Valuation of Other Investment**

(Refer to Note 2 (g) and Note 15 to the financial statements)

As at 31 December 2025, the Company's other investment amounted to RM11,500,000. Indicators of impairment existed as the recoverability of the investment was dependent on the underlying financial performance of the investee, requiring significant judgement in estimating future cash flows.

Management estimated the recoverable amount based on a value in use approach, using discounted cash flow projections covering a five years period. The valuation required significant judgement and estimation uncertainty, particularly in relation to forecast cash flows, terminal value assumptions and discount rates. As a result, this matter was of most significance to our audit.

Our procedures included:

- (i) evaluated the valuation methodology applied by management and assessing whether the use of a value in use approach was consistent with the requirements of MFRS 136;
- (ii) assessed the reasonableness of key assumptions used in the discounted cash flow projection;
- (iii) reviewed historical forecast accuracy; and
- (iv) performed sensitivity analyses to assess the impact of changes in key assumptions on the recoverable amount.

(iii) Group Going Concern

(Refer to Note 1(c) to the financial statements)

The Group incurred a net loss of RM5,921,454 during the financial year ended 31 December 2025. Certain subsidiaries continued to incur operating losses and the Group had relatively low cash reserves as at the reporting date. These conditions resulted in management exercising significant judgement in assessing the Group's ability to continue as a going concern.

In preparing the financial statements, the management adopted the going concern basis of accounting after considering the Group's forecast cash flows for the next twelve months from the reporting date. The assessment took into account the Group's expected operating performance, repayment obligations, committed orders, cash advances received and planned operational improvements.

We identified the assessment of going concern as a key audit matter due to the significant auditor attention and judgement involved in evaluating the reasonableness of management's cash flow forecasts and the feasibility of the mitigating factors. The management concluded that no material uncertainty exists and that the going concern basis of accounting is appropriate.

INDEPENDENT AUDITORS' REPORT (CONT'D)

Key Audit Matters (continued)

(i) *Group Going Concern (continued)*

(Refer to Notes 1(c) to the financial statements) (continued)

Our audit procedures included:

- (i) inquired of management as to its knowledge of events or conditions beyond the period of management's going concern assessment;
- (ii) evaluated management's going concern assessment, including reviewing the cash flow forecasts covering a period of at least twelve months from the reporting date;
- (iii) assessed the reasonableness of key assumptions used in the cash flow forecasts;
- (iv) performed sensitivity analyses to assess the impact of reasonably possible adverse changes in assumptions; and
- (iv) assessed the adequacy and completeness of the related disclosures in the financial statements.

Information Other than the Financial Statements and Auditors' Report Thereon

The Directors are responsible for the other information. The other information comprises the information included in the Annual Report but does not include the financial statements of the Group and of the Company and our auditors' report thereon.

Our opinion on the financial statements of the Group and of the Company does not cover the other information and we do not express any form of assurance conclusion thereon.

In connection with our audit of the financial statements of the Group and of the Company, our responsibility is to read the other information and, in doing so, consider whether the information is materially inconsistent with the financial statements of the Group and of the Company or our knowledge obtained in the audit or otherwise appears to be materially misstated.

If, based on the work we have performed, we conclude that there is a material misstatement of the other information, we are required to report that fact. We have nothing to report in this regard.

INDEPENDENT AUDITORS' REPORT
(CONT'D)***Responsibilities of the Directors for the Financial Statements***

The Directors are responsible for the preparation of financial statements of the Group and of the Company that give a true and fair view in accordance with Malaysian Financial Reporting Standards, IFRS Accounting Standards and the requirements of the Companies Act, 2016 in Malaysia. The Directors are also responsible for such internal control as the Directors determine is necessary to enable the preparation of financial statements of the Group and of the Company that are free from material misstatement, whether due to fraud or error.

In preparing the financial statements of the Group and of the Company, the Directors are responsible for assessing the Group's and the Company's ability to continue as a going concern, disclosing, as applicable, matters related to going concern and using the going concern basis of accounting unless the Directors either intend to liquidate the Group or the Company or to cease operations, or have no realistic alternative but to do so.

The Directors of the Company are responsible for overseeing the Group's and the Company's financial reporting process.

Auditors' Responsibilities for the Audit of the Financial Statements

Our objectives are to obtain reasonable assurance about whether the financial statements of the Group and of the Company as a whole are free from material misstatement, whether due to fraud or error, and to issue an auditors' report that includes our opinion. Reasonable assurance is a high level of assurance, but is not a guarantee that an audit conducted in accordance with approved standards on auditing in Malaysia and International Standards on Auditing will always detect a material misstatement when it exists. Misstatements can arise from fraud or error and are considered material if, individually or in the aggregate, they could reasonably be expected to influence the economic decisions of users taken on the basis of these financial statements.

As part of an audit in accordance with approved standards on auditing in Malaysia and International Standards on Auditing, we exercise professional judgement and maintain professional scepticism throughout the audit. We also:

- Identify and assess the risks of material misstatement of the financial statements of the Group and of the Company, whether due to fraud or error, design and perform audit procedures responsive to those risks, and obtain audit evidence that is sufficient and appropriate to provide a basis for our opinion. The risk of not detecting a material misstatement resulting from fraud is higher than for one resulting from error, as fraud may involve collusion, forgery, intentional omissions, misrepresentations, or the override of internal control.

INDEPENDENT AUDITORS' REPORT (CONT'D)

Auditors' Responsibilities for the Audit of the Financial Statements (continued)

As part of an audit in accordance with approved standards on auditing in Malaysia and International Standards on Auditing, we exercise professional judgement and maintain professional scepticism throughout the audit. We also: (continued)

- Obtain an understanding of internal control relevant to the audit in order to design audit procedures that are appropriate in the circumstances, but not for the purpose of expressing an opinion on the effectiveness of the Group's and of the Company's internal control.
- Evaluate the appropriateness of accounting policies used and the reasonableness of accounting estimates and related disclosures made by the Directors.
- Conclude on the appropriateness of the Directors' use of the going concern basis of accounting and, based on the audit evidence obtained, whether a material uncertainty exists related to events or conditions that may cast significant doubt on the Group's and the Company's ability to continue as a going concern. If we conclude that a material uncertainty exists, we are required to draw attention in our auditors' report to the related disclosures in the financial statements of the Group and of the Company or, if such disclosures are inadequate, to modify our opinion. Our conclusions are based on the audit evidence obtained up to the date of our auditors' report. However, future events or conditions may cause the Group or the Company to cease to continue as a going concern.
- Evaluate the overall presentation, structure and content of the financial statements of the Group and of the Company, including the disclosures, and whether the financial statements of the Group and of the Company represent the underlying transactions and events in a manner that achieves fair presentation.
- Obtain sufficient appropriate audit evidence regarding the financial information of the entities or business activities within the Group to express an opinion on the financial statements of the Group. We are responsible for the direction, supervision and performance of the group audit. We remain solely responsible for our audit opinion.

We communicate with the Directors regarding, among other matters, the planned scope and timing of the audit and significant audit findings, including any significant deficiencies in internal control that we identify during our audit.

We also provide the Directors with a statement that we have compiled with relevant ethical requirements regarding independence, and to communicate with them all relationships and other matters that may reasonably be thought to bear on our independence, and where applicable, actions taken to eliminate threats or safeguards applied.

INDEPENDENT AUDITORS' REPORT
(CONT'D)***Auditors' Responsibilities for the Audit of the Financial Statements (continued)***

From the matters communicated with the Directors, we determine those matters that were of most significance in the audit of the financial statements of the Group and of the Company for the current year and are therefore the key audit matters. We describe these matters in our auditors' report unless law or regulation precludes public disclosure about the matter or when, in extremely rare circumstances, we determine that a matter should not be communicated in our report because the adverse consequences of doing so would reasonably be expected to outweigh the public interest benefits of such communication.

Report on Other Legal and Regulatory Requirements

In accordance with the requirements of the Companies Act, 2016 in Malaysia, we report that the subsidiaries of which we have not acted as auditors, are disclosed in Note 14 to the financial statements.

Other Matters

This report is made solely to the members of the Company, as a body, in accordance with Section 266 of the Companies Act, 2016 in Malaysia and for no other purpose. We do not assume responsibility to any other person for the contents of this report.

PKF PLT
202206000012 (LLP0030836-LCA) & AF0911
CHARTERED ACCOUNTANTS

NG CHEW PEI
03373/06/2026 J
CHARTERED ACCOUNTANT

Kuala Lumpur

29 April 2026

STATEMENTS OF PROFIT OR LOSS AND COMPREHENSIVE INCOME

FOR THE FINANCIAL YEAR ENDED 31 DECEMBER 2025

	Note	Group		Company	
		2025 RM	2024 RM	2025 RM	2024 RM
Revenue	3	53,376,061	58,302,009	1,287,600	1,080,000
Cost of sales		(45,438,548)	(48,910,824)	-	-
Gross profit		7,937,513	9,391,185	1,287,600	1,080,000
Other income	4	1,875,720	1,718,531	-	485,401
Administrative expenses		(9,998,917)	(5,307,732)	(3,629,088)	(2,707,714)
Selling and marketing expenses		(1,628,365)	(1,116,610)	-	-
Other expenses		(2,404,568)	(2,218,887)	(652,879)	(592,668)
Pre-operating expenses		-	(1,459,546)	-	-
Net gain on impairment of financial assets		251,764	1,621,543	-	-
(Loss)/Profit from operations		(3,966,853)	2,628,484	(2,994,367)	(1,734,981)
Finance costs	5	(644,325)	(427,151)	-	-
(Loss)/Profit before tax	6	(4,611,178)	2,201,333	(2,994,367)	(1,734,981)
Tax expense	8	(1,310,276)	(29,770)	-	-
(Loss)/Profit for the financial year		(5,921,454)	2,171,563	(2,994,367)	(1,734,981)
Other comprehensive losses for the financial year					
Foreign currency translation differences		(5,149,437)	(3,168,049)	-	-
Total comprehensive losses		(11,070,891)	(996,486)	(2,994,367)	(1,734,981)

The accompanying notes form an integral part of the financial statements.

STATEMENTS OF PROFIT OR LOSS AND COMPREHENSIVE INCOME
(CONT'D)

	Note	Group		Company	
		2025 RM	2024 RM	2025 RM	2024 RM
(Loss)/Profit attributable to:					
Owners of the Company		(5,891,794)	2,190,148	(2,994,367)	(1,734,981)
Non-controlling interests	23	(29,660)	(18,585)	-	-
		<u>(5,921,454)</u>	<u>2,171,563</u>	<u>(2,994,367)</u>	<u>(1,734,981)</u>
Total comprehensive losses attributable to:					
Owners of the Company		(10,991,290)	(1,043,724)	(2,994,367)	(1,734,981)
Non-controlling interests		(79,601)	47,238	-	-
		<u>(11,070,891)</u>	<u>(996,486)</u>	<u>(2,994,367)</u>	<u>(1,734,981)</u>
Basic/Diluted (loss)/earnings per share (sen)	9	<u>(3.48)</u>	<u>1.29</u>		

The accompanying notes form an integral part of the financial statements.

STATEMENTS OF FINANCIAL POSITION

AS AT 31 DECEMBER 2025

	Note	Group		Company	
		2025 RM	Restated 2024 RM	2025 RM	Restated 2024 RM
ASSETS					
Non-current assets					
Property, plant and equipment	10	10,526,412	1,400,924	211,861	253,352
Right-of-use assets	11	38,652,552	50,755,519	-	-
Development costs	12	511,568	874,234	-	-
Goodwill	13	54,870	54,870	-	-
Investment in subsidiaries	14	-	-	101,934,280	101,934,280
Other investment	15	11,500,000	11,500,000	-	-
Deferred tax assets	16	254,260	1,525,911	-	-
		<u>61,499,662</u>	<u>66,111,458</u>	<u>102,146,141</u>	<u>102,187,632</u>
Current assets					
Inventories	17	15,726,342	15,011,960	-	-
Trade and non-trade receivables	18	20,471,991	23,420,646	230,734	3,823,775
Tax recoverable		504,271	592,541	-	-
Fixed deposits placed with licensed banks	19	1,560,034	2,801,017	-	-
Cash and bank balances		11,380,080	4,506,565	6,800,814	2,908,186
		<u>49,642,718</u>	<u>46,332,729</u>	<u>7,031,548</u>	<u>6,731,961</u>
TOTAL ASSETS		<u>111,142,380</u>	<u>112,444,187</u>	<u>109,177,689</u>	<u>108,919,593</u>

The accompanying notes form an integral part of the financial statements.

STATEMENTS OF FINANCIAL POSITION
(CONT'D)

	Note	Group		Company	
		2025 RM	Restated 2024 RM	2025 RM	Restated 2024 RM
EQUITY AND LIABILITIES					
Equity attributable to owners of the Company					
Share capital	20(a)	95,192,172	95,192,172	95,192,172	95,192,172
Redeemable preference shares	20(b)	7,264,706	7,264,706	-	-
(Accumulated losses)/ Retained earnings	21	(7,590,521)	(1,680,510)	10,437,850	13,432,217
Foreign currency translation reserve	22	(7,914,699)	(2,809,048)	-	-
		<u>86,951,658</u>	<u>97,967,320</u>	<u>105,630,022</u>	<u>108,624,389</u>
Non-controlling interest	23	(84,242)	(4,642)	-	-
Total equity		<u>86,867,416</u>	<u>97,962,678</u>	<u>105,630,022</u>	<u>108,624,389</u>
Non-current liability					
Loans and borrowings	24	<u>13,498,316</u>	<u>-</u>	<u>-</u>	<u>-</u>
Current liabilities					
Trade and non-trade payables	25	6,898,458	5,132,262	3,547,667	295,204
Loans and borrowings	24	3,878,190	9,349,247	-	-
		<u>10,776,648</u>	<u>14,481,509</u>	<u>3,547,667</u>	<u>295,204</u>
Total liabilities		<u>24,274,964</u>	<u>14,481,509</u>	<u>3,547,667</u>	<u>295,204</u>
TOTAL EQUITY AND LIABILITIES		<u>111,142,380</u>	<u>112,444,187</u>	<u>109,177,689</u>	<u>108,919,593</u>

The accompanying notes form an integral part of the financial statements.

STATEMENTS OF CHANGES IN EQUITY

FOR THE FINANCIAL YEAR ENDED 31 DECEMBER 2025

Group	Attributable to Owner of the Company		Attributable to Owner of the Company		Total equity RM		
	Share capital RM	Preference share capital RM	Foreign currency translation reserve RM	Distributable retained earnings RM		Non-controlling interests RM	
At 1 January 2024	95,192,172	-	329,277	(3,619,387)	91,902,062	24,397	91,926,459
Profit for the financial year	-	-	-	2,190,148	2,190,148	(18,585)	2,171,563
Other comprehensive income:							
Foreign currency translation differences for foreign operations	-	-	(3,138,325)	-	(3,138,325)	(28,653)	(3,166,978)
Total other comprehensive income for the financial year							
	-	-	(3,138,325)	2,190,148	(948,177)	(47,238)	(995,415)
Transaction with Owners of the Company:							
Issuance of preference shares	-	7,264,706	-	-	7,264,706	-	7,264,706
Dividend paid for preference shares	-	-	-	(250,200)	(250,200)	-	(250,200)
Acquisition of new subsidiary	-	-	-	-	-	18,199	18,199
Disposal of a subsidiary	-	-	-	(1,071)	(1,071)	-	(1,071)
Total transactions with Owners of the Company							
	-	7,264,706	-	(251,271)	7,013,435	18,199	7,031,634
At 31 December 2024	95,192,172	7,264,706	(2,809,048)	(1,680,510)	97,967,320	(4,642)	97,962,678

The accompanying notes form an integral part of the financial statements.

STATEMENTS OF CHANGES IN EQUITY
(CONT'D)

Group	Share capital		Preference share capital		Foreign currency translation reserve		Distributable retained earnings		Non-controlling interests		Total equity	
	RM	RM	RM	RM	RM	RM	RM	RM	RM	RM	RM	RM
At 1 January 2025	95,192,172	7,264,706	7,264,706	(2,809,048)	(1,680,510)	97,967,320	(4,642)	97,962,678				
Loss for the financial year	-	-	-	-	(5,891,794)	(5,891,794)	(29,660)	(5,921,454)				
Other comprehensive loss:												
Foreign currency translation differences for foreign operations	-	-	-	(5,105,651)	-	(5,105,651)	(51,877)	(5,157,528)				
Total other comprehensive loss for the financial year	-	-	-	(5,105,651)	(5,891,794)	(10,997,445)	(81,537)	(11,078,982)				
Transaction with Owners of the Company:												
Disposal of a subsidiary	-	-	-	-	(18,217)	(18,217)	1,937	(16,280)				
Total transactions with Owners of the Company	-	-	-	-	(18,217)	(18,217)	1,937	(16,280)				
At 31 December 2025	95,192,172	7,264,706	7,264,706	(7,914,699)	(7,590,521)	86,951,658	(84,242)	86,867,416				

The accompanying notes form an integral part of the financial statements.

STATEMENTS OF CHANGES IN EQUITY
(CONT'D)

	Share capital RM	Retained earnings RM	Total equity RM
Company			
At 1 January 2024	95,192,172	15,167,198	110,359,370
Total comprehensive loss for the financial year	-	(1,734,981)	(1,734,981)
At 31 December 2024	95,192,172	13,432,217	108,624,389
Total comprehensive loss for the financial year	-	(2,994,367)	(2,994,367)
At 31 December 2025	95,192,172	10,437,850	105,630,022

The accompanying notes form an integral part of the financial statements.

STATEMENTS OF CASH FLOWS

FOR THE FINANCIAL YEAR ENDED 31 DECEMBER 2025

	Note	Group		Company	
		2025 RM	Restated 2024 RM	2025 RM	Restated 2024 RM
Cash flows from operating activities					
(Loss)/Profit before tax		(4,611,178)	2,201,333	(2,994,367)	(1,734,981)
Adjustments for:					
Depreciation of property, plant and equipment		1,186,848	328,771	63,593	55,147
Depreciation of right-of-use assets		1,062,586	362,218	-	-
Amortisation of intangible asset		270,769	-	-	-
Inventories written down - slow moving		3,574,172	-	-	-
Inventories written off		10,493	-	-	-
Interest expense		644,325	427,151	-	-
Interest income		(55,487)	(269,776)	-	(185,139)
Dividend income		(920,000)	(920,000)	-	-
Gain/(Loss) on disposal of subsidiaries		(203,712)	5,970	-	-
Reversal of impairment loss on trade receivables		(307,864)	(1,720,719)	-	-
Impairment loss on non-trade receivables		56,100	-	-	-
Impairment loss on trade receivables		-	99,176	-	-
Property, plant and equipment written off		3,748	-	-	-
Unrealised loss on foreign exchange		837,326	14,265	160,984	-
Operating profit/(loss) before changes in working capital		1,548,126	528,389	(2,769,790)	(1,864,973)

The accompanying notes form an integral part of the financial statements.

STATEMENTS OF CASH FLOWS
(CONT'D)

	Note	Group		Company	
		2025 RM	Restated 2024 RM	2025 RM	Restated 2024 RM
Cash flows from operating activities					
Increase in inventories		(4,299,047)	(2,606,750)	-	-
Decrease/(Increase) in trade and other receivables		936,004	(6,230,008)	(5,548)	14,232
Increase/(Decrease) in trade and other payables		3,319,894	(75,332)	(26,786)	(317,680)
Cash generated/(used in) operations		1,504,977	(8,383,701)	(2,802,124)	(2,168,421)
Interest paid		(644,325)	(427,151)	-	-
Interest received		55,487	269,776	-	185,139
Tax refunded		87,297	30,000	-	-
Tax paid		(37,652)	(12,000)	-	-
Net cash from/(used in) operating activities		965,784	(8,523,076)	(2,802,124)	(1,983,282)
Cash flows from investing activities					
Investment in subsidiaries		-	-	-	(37,674,611)
Proceeds from disposal of property, plant and equipment		19,000	9,784	-	-
Cash inflow/(outflow) arising from disposal of a subsidiary		23,666	(5,960)	-	-
Acquisition of property, plant and equipment		(2,275,416)	(481,453)	(22,102)	(117,538)
Acquisition of right-of-use assets		(1,819,132)	(23,646,331)	-	-
Acquisition of development cost		-	(874,234)	-	-
Dividend received		920,000	920,000	-	-
Net changes in fixed deposits		-	22,948,983	-	23,000,000
Net cash used in investing activities		(3,131,882)	(1,129,211)	(22,102)	(14,792,149)

The accompanying notes form an integral part of the financial statements.

STATEMENTS OF CASH FLOWS
(CONT'D)

	Note	Group		Company	
		2025 RM	2024 RM	2025 RM	2024 RM
Cash flows from financing activities					
Repayment from subsidiaries		-	-	6,716,854	42,518,746
Repayment to related parties		-	-	-	(6,852,342)
Dividend paid for preference shares		-	(250,200)	-	-
Drawdown of loans and borrowings	(ii)	8,027,259	792,417	-	-
Proceeds from issuance of preference shares		-	7,264,706	-	-
Net cash from financing activities		<u>8,027,259</u>	<u>7,806,923</u>	<u>6,716,854</u>	<u>35,666,404</u>
Net increase/(decrease) in cash and cash equivalents		5,861,161	(1,845,364)	3,892,628	443,054
Cash and cash equivalents at 1 January 2025/2024		4,506,565	8,403,581	2,908,186	2,465,132
Effect of foreign exchange rate changes		<u>(218,612)</u>	<u>(2,041,635)</u>	-	-
Cash and cash equivalents at 31 December	(i)	<u><u>10,149,114</u></u>	<u><u>4,516,582</u></u>	<u><u>6,800,814</u></u>	<u><u>2,908,186</u></u>

The accompanying notes form an integral part of the financial statements.

STATEMENTS OF CASH FLOWS
(CONT'D)

Notes:

- (i) *Cash and cash equivalents included in the statements of cash flows comprise the following amount:*

	Group		Company	
	2025	2024	2025	2024
	RM	RM	RM	RM
Fixed deposits placed with licensed banks	1,560,034	2,801,017	-	-
Cash and bank balances	11,380,080	4,506,565	6,800,814	2,908,186
Less:				
Fixed deposits pledged as collateral	(2,750,000)	(2,750,000)	-	-
Pledged deposits as performance bond	(41,000)	(41,000)	-	-
	<u>10,149,114</u>	<u>4,516,582</u>	<u>6,800,814</u>	<u>2,908,186</u>

STATEMENTS OF CASH FLOWS
(CONT'D)**Notes: (continued)**(ii) *Reconciliation of liabilities arising from financing activities:*

	1 January RM	Cash flows RM	Non-cash changes RM	31 December RM
Group 2025				
Amount due				
Loans and borrowings	9,349,247	8,027,259	-	17,376,506
	<u>9,349,247</u>	<u>8,027,259</u>	<u>-</u>	<u>17,376,506</u>
2024				
Loans and borrowings	8,556,830	792,417	-	9,349,247
	<u>8,556,830</u>	<u>792,417</u>	<u>-</u>	<u>9,349,247</u>
Company 2024				
Amount due to related parties	6,852,342	(6,852,342)	-	-
	<u>6,852,342</u>	<u>(6,852,342)</u>	<u>-</u>	<u>-</u>

The accompanying notes form an integral part of the financial statements.

NOTES TO THE FINANCIAL STATEMENTS

AS AT 31 DECEMBER 2025

1. Basis of preparation

The financial statements of the Group and of the Company have been prepared in accordance with Malaysian Financial Reporting Standards (“MFRS”), IFRS Accounting Standards and the requirements of the Companies Act, 2016 in Malaysia.

The accompanying financial statements have been prepared assuming that the Group and the Company will continue as going concerns which contemplates the realisation of assets and settlement of liabilities in the normal course of business.

These financial statements are presented in the Ringgit Malaysia (“RM”), which is the Company’s functional and presentation currency.

(a) Standards issued and effective

On 1 January 2025, the Group and the Company have adopted the following accounting standards, amendments and interpretations which are mandatory for annual financial periods beginning on or after 1 January 2025:

Description

- Amendments to MFRS 121, *The Effects of Changes in Foreign Exchange Rates: Lack of Exchangeability*

The Directors expect that the adoption of the new and amended MFRS above have no impact on the financial statements of the Group and of the Company.

(b) Standards issued but not yet effective

Certain new accounting standards and interpretations have been issued but not yet effective for 31 December 2025 reporting periods and have not been early adopted by the Group and the Company. These standards are not expected to have a material impact on the Group and the Company in the current or future reporting periods.

(c) Basis of measurement

The financial statements have been prepared on the historical cost basis unless otherwise as indicated in the material accounting policies.

NOTES TO THE FINANCIAL STATEMENTS
(CONT'D)**1. Basis of preparation (continued)****(d) Significant accounting estimates and judgements**

Estimates and judgements are continually evaluated by the Directors and management and are based on historical experience and other factors, including expectations of future events that are believed to be reasonable under the circumstances. The estimates and judgements that affect the application of the Group's and of the Company's accounting policies and disclosures, and have a significant risk of causing a material adjustment to the carrying amounts of assets, liabilities, income and expenses are discussed below:

(i) *Income Taxes*

There are certain transactions and computations for which the ultimate tax determination may be different from the initial estimate. The Group and the Company recognise tax liabilities based on its understanding of the prevailing tax laws and estimates of whether such taxes will be due in the ordinary course of business. Where the final outcome of these matters is different from the amounts that were initially recognised, such difference will impact the income tax and deferred tax provisions in the year in which such determination is made.

(ii) *Depreciation of Property, Plant and Equipment and Amortisation of Intangible Assets*

The estimates for the residual values, useful lives and related depreciation charges for property, plant and equipment and amortisation of intangible assets are based on commercial factors which could change significantly as a result of technical innovations and competitors' actions in response to the market conditions.

The Group and the Company anticipate that the residual values of its property, plant and equipment and intangible assets will be insignificant. As a result, residual values are not being taken into consideration for the computation of the depreciable amount.

Changes in the expected level of usage and technological development could impact the economic useful lives and the residual values of these assets, therefore future depreciation charges could be revised.

NOTES TO THE FINANCIAL STATEMENTS (CONT'D)

1. Basis of preparation (continued)

(d) Significant accounting estimates and judgements (continued)

(iii) *Provision for Expected Credit Losses ("ECL") of Receivables*

The Group and the Company use a provision matrix to calculate ECLs for receivables. The provision rates are based on the payment profiles of sales over a year of 36 months before the end of the reporting year and the corresponding historical credit losses experienced within this year. The provision matrix is initially based on the Group's and the Company's historical observed default rates. The Group and the Company will calibrate the matrix to adjust the historical credit loss experience with forward-looking information on macroeconomic factors affecting the ability of the customers to settle the receivables. The historical observed default rates are updated and changes in the forward-looking estimates are analysed at every end of the reporting year.

(iv) *Impairment of Non-financial Assets*

When the recoverable amount of an asset is determined based on the estimate of the value in use of the cash-generating unit to which the asset is allocated, the management is required to make an estimate of the expected future cash flows from the cash-generating unit and also to apply a suitable discount rate in order to determine the present value of those cash flows.

(v) *Deferred Tax Assets and Liabilities*

Deferred tax implications arising from the changes in corporate income tax rates are measured with reference to the estimated realisation and settlement of temporary differences in the future years in which the tax rates are expected to apply, based on the tax rates enacted or substantively enacted at the reporting date. While management's estimates on the realisation and settlement of temporary differences are based on the available information at the reporting date, changes in business strategy, future operating performance and other factors could potentially impact on the actual timing and amount of temporary differences realised and settled. Any difference between the actual amount and the estimated amount would be recognised in the profit or loss in the year in which actual realisation and settlement occurs.

(vi) *Written-down of inventories*

Reviews are made periodically by management on damaged, obsolete and slow-moving inventories. These reviews require judgement and estimates. Possible changes in these estimates could result in revisions to the valuation of inventories.

NOTES TO THE FINANCIAL STATEMENTS
(CONT'D)**1. Basis of preparation (continued)****(d) Significant accounting estimates and judgements (continued)***(vii) Impairment of Goodwill*

Goodwill is tested for impairment annually and at other times when such indicators exist. This requires management to estimate the expected future cash flows of the cash-generating units to which goodwill is allocated and to apply a suitable discount rate in order to determine the present value of those cash flows. The future cash flows are most sensitive to budgeted gross margins, growth rates estimated and discount rate used. If the expectation is different from the estimation, such difference will impact the carrying value of goodwill.

2. Material accounting policies

The material accounting policies adopted by the Group and the Company are consistent with those in the previous financial years unless otherwise stated.

(a) Basis of consolidation*(i) Subsidiaries*

Subsidiaries are entities, including structured entities, controlled by the Group. The financial statements of subsidiaries are included in the consolidated financial statements from the date that control commences until the date that control ceases.

The Group controls an entity when it is exposed, or has rights, to variable returns from its involvement with the entity and has the ability to affect those returns through its power over the entity. Potential voting rights are considered when assessing the control only when such rights are substantive. The Group also considers it has de facto power over an investee when, despite not having the majority of voting rights, it has the current ability to direct the activities of the investee that significantly affect the investee's return.

Investments in subsidiaries are measured in the Company's statement of financial position at cost less any impairment losses, unless the investment is classified as held for sale or distribution. The cost of investment includes transactions costs.

NOTES TO THE FINANCIAL STATEMENTS (CONT'D)

2. Material accounting policies (continued)

(a) Basis of consolidation (continued)

(ii) *Business combinations*

Business combinations are accounted for using the acquisition method from the acquisition date, which is the date on which control is transferred to the Group.

For new acquisitions, the Group measures the cost of goodwill at the acquisition date as:

- The fair value of the consideration transferred; plus
- The recognised amount of any non-controlling interests in the acquiree; plus
- If the business combination is achieved in stages, the fair value of the existing equity interest in the acquiree; less
- The net recognised amount (generally fair value) of the identifiable assets acquired and liabilities assumed.

In a business combination achieved in stages, previously held equity interests in the acquiree are remeasured at fair value at the acquisition date and any corresponding gain or loss is recognised in profit or loss.

Non-controlling interests in the acquiree may be initially measured either at fair value or at the non-controlling interests' proportionate shares of the fair value of the acquiree's identifiable net assets at the date of acquisition. The choice of measurement basis is made on a transaction-by-transaction basis.

Acquisition-related costs, other than the costs to issue debt or equity securities, are recognised in profit or loss when incurred.

(iii) *Non-controlling interests*

Non-controlling interests at the end of the reporting period, being the equity in a subsidiary not attributable directly or indirectly to the equity holders of the Company, are presented in the consolidated statement of financial position and statement of changes in equity within equity, separately from equity attributable to the owners of the Company. Non-controlling interests in the results of the Group is presented in the consolidated statement of profit or loss and other comprehensive income as an allocation of the profit and loss and the other comprehensive income for the year between non-controlling interests and the owners of the Company.

NOTES TO THE FINANCIAL STATEMENTS
(CONT'D)**2. Material accounting policies (continued)****(a) Basis of consolidation (continued)***(iii) Non-controlling interests (continued)*

Losses applicable to the non-controlling interests in a subsidiary are allocated to the non-controlling interests even if doing so caused the non-controlling interests to have a deficit balance.

In the previous years, where losses applicable to the non-controlling interests exceed their interests in the equity of a subsidiary, the excess, and any further losses applicable to the non-controlling interests, were charged against the Group's interest except to the extent that the non-controlling interests had a binding obligation to, and was able to, make additional investment to cover the losses. If the subsidiary subsequently reported profits, the Group's interest was allocated with all such profits until the non-controlling interests' share of losses previously absorbed by the Group had been recovered.

(iv) Transactions eliminated on consolidation

Intra-group balances and transactions, and any unrealised income and expenses arising from intra-group transactions, are eliminated in preparing the consolidated financial statements.

Unrealised gains arising from transactions with equity accounted associates are eliminated against the investment to the extent of the Group's interest in the associates and jointly controlled entities. Unrealised losses are eliminated in the same way as unrealised gains, but only to the extent that there is no evidence of impairment.

NOTES TO THE FINANCIAL STATEMENTS (CONT'D)

2. Material accounting policies (continued)

(b) Foreign currencies

(i) *Functional and presentation currency*

The individual financial statements of the Group and of the Company are measured using the currency of the primary economic environment in which the entity operates ("the functional currency"). The financial statements are presented in Ringgit Malaysia ("RM"), which are the Group's and the Company's functional currency.

(ii) *Foreign currency transactions*

Transactions in foreign currencies are measured in the respective functional currencies of the Group and of the Company and its subsidiaries are recorded on initial recognition in the functional currencies at exchange rates approximating those ruling at the transaction dates.

Monetary assets and liabilities denominated in foreign currencies are translated at the rate of exchange ruling at the reporting date. Non-monetary items denominated in foreign currencies that are measured at historical cost are translated using the exchange rates as at the dates of the initial transactions. Non-monetary items denominated in foreign currencies measured at fair value are translated using the exchange rates at the date when the fair value was determined.

Exchange differences arising on the settlement of monetary items or on translating monetary items at the reporting date are recognised in profit or loss except for exchange differences arising on monetary items that form part of the Group's and of the Company's net investment in foreign operations, which are recognised initially in other comprehensive income and accumulated under foreign currency translation reserve in equity. The foreign currency translation reserve is reclassified from equity to profit or loss of the Group and of the Company on disposal of the foreign operation.

Monetary assets and liabilities denominated in foreign currencies are translated at the rate of exchange ruling at the reporting date. Non-monetary items denominated in foreign currencies that are measured at historical cost are translated using the exchange rates as at the dates of the initial transactions. Non-monetary items denominated in foreign currencies measured at fair value are translated using the exchange rates at the date when the fair value was determined.

Exchange differences arising on the settlement of monetary items or on translating monetary items at the reporting date are recognised in profit or loss except for exchange differences arising on monetary items that form part of the Group's and of the Company's net investment in foreign operations, which are recognised initially in other comprehensive income and accumulated under foreign currency translation reserve in equity.

NOTES TO THE FINANCIAL STATEMENTS
(CONT'D)

2. Material accounting policies (continued)

(b) Foreign currencies (continued)

(ii) Foreign currency transactions (continued)

Exchange differences arising on the translation of non-monetary items carried at fair value are included in profit or loss for the period except for the differences arising on the translation of non-monetary items in respect of which gains and losses are recognised directly in equity. Exchange differences arising from such non-monetary items are also recognised directly in equity.

The principal exchange rate used in the translation of each unit of foreign currency at reporting date is as follows:

	2025	2024
	RM	RM
1 Chinese Yuan ("CNY")	0.5781	0.6110
100 Indonesia Rupiah ("IDR")	0.0244	0.0279
1 United States Dollars ("USD")	4.0477	4.4600
	<u> </u>	<u> </u>

(iii) Foreign operations

The results and financial position of foreign operations that have a functional currency different from the presentation currency ("RM") of the consolidated financial statements are translated into RM as follows:

	2025	2024
	RM	RM
1 Chinese Yuan ("CNY")	0.5807	0.6121
100 Indonesia Rupiah ("IDR")	0.0248	0.0278
	<u> </u>	<u> </u>

The assets and liabilities of foreign operations are translated into RM at the rate of exchange ruling at the reporting date and income and expenses are translated at exchange rate at the dates of the transactions. The exchange differences arising on the translation are taken directly to other comprehensive income. On disposal of a foreign operation, the cumulative amount recognised in other comprehensive income and accumulated in equity under foreign currency translation reserve relating to that particular foreign operations is recognised in the profit or loss.

Goodwill and fair value adjustments arising on the acquisition of foreign operations are treated as assets and liabilities of the foreign operations and are recorded in the functional currency of the foreign operations and translated at the closing rate at the reporting date.

NOTES TO THE FINANCIAL STATEMENTS (CONT'D)

2. Material accounting policies (continued)

(c) Revenue and other income

Revenue from contracts with customers are recognised when control of the goods or services are transferred to the customer at an amount that reflects the consideration to which the Group and the Company expect to be entitled in exchange for these goods or services.

(i) *Manufacturing, sales and distribution of medical and healthcare equipment*

Revenue from the manufacturing, sales and distribution of goods is recognised upon delivery of goods where the control of the goods has been passed to the customers, net of sales and goods and services taxes and discounts.

The contracts with customers are bundled and consist of obligations for the sale of goods and delivery of the said goods to its customers in some instances. Contracts for bundled services are comprised of multiple performance obligations and are capable of being distinct and separately identifiable. However, the management has assessed that the delivery obligation is primarily a value-added fulfilment service and is not considered to be a significant distinct performance obligation. Accordingly, contract with customers is considered as a single performance obligation and is satisfied at point in time basis.

Revenue is recognised at point in time when control over the goods have been transferred to the customer and obtain customer acceptance of the said goods. Revenue is recognised based on the price specified in the invoices, net of discounts, rebates and incentives where applicable. Payment is generally due within 30 to 120 days from the date when performance obligation is satisfied. There is no unsatisfied performance obligation yet to be recognised as revenue as at the reporting date.

(ii) *Storage and warehouse handling fee*

The Group provides storage and warehousing services to its customers.

The contracts with customers were bundled and consist of obligations for managing storage of goods and arranging transportation for delivery of goods. However, the management has assessed that these services are interrelated and interdependent and shall not be considered as distinct services which come as a service package offered to customers. Accordingly, the contract with customers was considered as a single performance obligation and was satisfied at point in time basis upon monthly services rendered and charged based on per pallet basis at a pre-determined fixed rate.

NOTES TO THE FINANCIAL STATEMENTS
(CONT'D)**2. Material accounting policies (continued)****(c) Revenue and other income***(ii) Storage and warehouse handling fee (continued)*

Revenue was recognised at point in time based on monthly billing of the pallet of goods at pre-determined price and charges. Payment is generally due within 30 days from the date when performance obligation is satisfied. There was no unsatisfied performance obligation yet to be recognised as revenue

(iii) Management fee

The performance obligation is satisfied at point in time when the Group and the Company rendered the services to the customer.

(iv) Dividend income

Dividend income is recognised when the right to receive payment is established.

(d) Property, plant and equipment

All items of property, plant and equipment are initially recorded at cost. The cost of an item of property, plant and equipment is recognised as an asset if, and only if, it is probable that future economic benefits associated with the item will flow to the Group and the Company and the cost of the item can be measured reliably.

Subsequent to recognition, property, plant and equipment are measured at cost less accumulated depreciation and accumulated impairment losses, if any. When significant parts of property, plant and equipment are required to be replaced in intervals, the Group and the Company recognise such parts as individual assets with specific useful lives and depreciation, respectively. Likewise, when a major inspection is performed, its cost is recognised in the carrying amount of the property, plant and equipment as a replacement if the recognition criteria are satisfied. All other repair and maintenance costs are recognised in the profit or loss as incurred.

All property, plant and equipment are depreciated on the straight-line basis to write off the costs of the property, plant and equipment over their estimated useful lives.

NOTES TO THE FINANCIAL STATEMENTS (CONT'D)

2. Material accounting policies (continued)

(d) Property, plant and equipment (continued)

The principal annual rates used for this purpose are:

Computers	25%
Machineries	10%
Motor vehicles	10%
Others (furniture and fittings, renovation, signboard, office equipment, warehouse factory, lab and medical equipment)	10% - 20%

The carrying amount of property, plant and equipment are reviewed for impairment when events or changes in circumstances indicate that the carrying amount may not be recoverable.

The residual value, useful life and depreciation method are reviewed at each financial year end, and adjusted prospectively, if appropriate.

An item of property, plant and equipment is derecognised upon disposal or when no future economic benefits are expected from its use or disposal. Any gain or loss on derecognition of the asset is included in the profit or loss in the year the asset is derecognised.

(e) Right-of-use assets

Right-of-use assets are measured at cost less any accumulated depreciation and any accumulated impairment losses.

Capital work-in-progress are not depreciated until they are ready for use.

The right-of-use assets are depreciated using the straight-line method from the commencement date to the earlier of the end of the useful life of the right-of-use asset of the right-of-use asset or the end of the lease term.

Building	2.5%
Leasehold lands	Over the remaining lease period

Lease payments associated with short-term leases is recognised on a straight-line basis as an expense in profit or loss. Short-term leases are leases with a lease term of 12 months or less.

NOTES TO THE FINANCIAL STATEMENTS
(CONT'D)**2. Material accounting policies (continued)****(f) Intangible assets***(i) Goodwill from business combination*

Goodwill from business combination is included in intangible assets and is measured at cost less accumulated impairment losses, if any. Goodwill is not amortised but it is tested for impairment annually, and whenever there is an indication that it may be impaired.

(ii) Internally generated intangible assets

Expenditures on research (or on research phase of an internal project) are recognised as an expense as incurred.

Development costs are recognised as intangible assets where the following criteria are met:

- it is technically feasible to complete the intangible asset so that it will be available for sale.
- management intends to complete the software and use or sell it.
- there is an ability to use or sell the software.
- it can be demonstrated how the software will generate probable future economic benefits.
- adequate technical, financial and other resources to complete the development and to use or sell the intangible asset are available.
- the expenditure attributable to the software during its development can be reliably measured.

The expenditure capitalised includes the cost of materials, direct labour and overheads costs that are directly attributable to prepare the asset for its intended use. Development expenditures previously recognised as an expense are not recognised as an asset in a subsequent period. The amortisation of the capitalised development cost begins when the asset is ready for use.

NOTES TO THE FINANCIAL STATEMENTS (CONT'D)

2. Material accounting policies (continued)

(f) Intangible assets (continued)

(iii) Other intangible assets

Separately acquired intangible assets are recognised at historical cost. Other intangible assets acquired in a business combination are recognised at fair value at the acquisition date.

They are measured at cost less accumulated amortisation and accumulated impairment losses, if any.

(g) Other investment – Unquoted redeemable convertible preference shares

At initial recognition, the Group irrevocably elects to present subsequent changes in the fair value of the investment through profit or loss. This election is made on an investment basis investment-by-investment basis.

Financial assets whose payments are not simply payments of principal and interest, including equity instruments and derivatives, are classified as fair value through profit or loss, with changes in fair value presented in finance income and expense.

Dividends are recognised as income in profit or loss unless the dividend clearly represents a recovery of part of the cost of investment.

(h) Inventories

Inventories are stated at the lower of cost and net realisable value. Cost is determined on the first-in-first-out method and comprises the purchase price and incidentals incurred in bringing the inventories to their present location and condition.

Net realisable value is the estimated selling price in the ordinary course business less estimated costs of completion and the estimated costs necessary to make the sale.

NOTES TO THE FINANCIAL STATEMENTS
(CONT'D)**2. Material accounting policies (continued)****(i) Share capital - Redeemable preference shares**

Redeemable preference share capital is classified as equity if it is non-redeemable, or is redeemable but only at the Group's option, and any dividends are discretionary. Dividends thereon are recognised as distributions within equity. Redeemable preference share capital is classified as financial liability if it is redeemable on a specific date or at the option of the equity holders, or if dividend payments are not discretionary. Dividends thereon are recognised as interest expense in the profit or loss as accrued.

(j) Borrowing costs

Borrowing costs are stated at cost with any difference between cost and redemption value being recognised in the profit or loss over the period of the loans and borrowings using the effective interest method.

Borrowing costs incurred in connection with financing the construction and installation of property, plant and equipment is capitalised until the property, plant and equipment are ready for their intended use. All other borrowing costs are charged to the profit or loss.

Borrowings are classified as current liabilities unless the Group have an unconditional right to defer settlement of the liability for at least 12 months after the reporting date.

(k) Operating segment

An operating segment is a component of the Group that engages in business activities from which it may earn revenues and incur expenses, including revenues and expenses that relate to transactions with any of the Group's other components. An operating segment's operating results are reviewed regularly by the chief operating decision maker to make decisions about resources to be allocated to the segment and assess its performance, and for which discrete financial information is available.

(l) Fair value measurements

Fair value of an asset or a liability, except for share-based payment and lease transactions, is determined as the price that would be received to sell an asset or paid to transfer a liability in an orderly transaction between market participants at the measurement date. The measurement assumes that the transaction to sell the asset or transfer the liability takes place either in the principal market or in the absence of a principal market, in the most advantageous market which must be accessible by the Group and the Company.

NOTES TO THE FINANCIAL STATEMENTS (CONT'D)

2. Material accounting policies (continued)

(I) Fair value measurements (continued)

For non-financial asset, the fair value measurement considers a market participant's ability to generate economic benefits by using the asset in its highest and best use or by selling it to another market participant that would use the asset in its highest and best use.

When measuring the fair value of an asset or a liability, the Group and the Company use observable market data as far as possible. Fair value are categories into different levels in a fair value hierarchy based on the input used in the valuation techniques as follows:

Level 1: Quoted prices (unadjusted) in active markets for identical assets or liabilities that the Group can access at the measurement date.

Level 2: Inputs other than quoted prices included within Level 1 that are observable for the asset or liability, either directly or indirectly.

Level 3: Unobservable inputs for the asset or liability.

The Group and the Company recognise transfers between levels of the fair value hierarchy as of the date of the event or change in circumstances that caused the transfer.

3. Revenue

	Group		Company	
	2025	2024	2025	2024
	RM	RM	RM	RM
Revenue with contract customers				
<i>At a point in time</i>				
Manufacturing and distribution of medical and healthcare equipment	53,000,177	57,866,653	-	-
Storage and warehouse handling fee	375,884	435,356	-	-
Other source of income				
Management fee	-	-	1,287,600	1,080,000
	<u>53,376,061</u>	<u>58,302,009</u>	<u>1,287,600</u>	<u>1,080,000</u>

NOTES TO THE FINANCIAL STATEMENTS
(CONT'D)

4. Other income

	Group		Company	
	2025 RM	2024 RM	2025 RM	2024 RM
Gain on disposal of investment in subsidiary	203,712	-	-	-
Interest income	55,487	269,776	-	185,139
Dividend received	920,000	920,000	-	-
Realised gain on foreign exchange	682,336	528,755	-	300,262
Other income	14,185	-	-	-
	<u>1,875,720</u>	<u>1,718,531</u>	<u>-</u>	<u>485,401</u>

5. Finance costs

	Group		Company	
	2025 RM	2024 RM	2025 RM	2024 RM
Interest expenses:				
- Bankers' acceptance	2,503	13,664	-	-
- Letter of credit	32,332	57,175	-	-
- Term loans	419,225	144,644	-	-
- Short term trade financing	190,265	211,668	-	-
	<u>644,325</u>	<u>427,151</u>	<u>-</u>	<u>-</u>

6. (Loss)/Profit before tax

	Group		Company	
	2025 RM	2024 RM	2025 RM	2024 RM
<i>(Loss)/Profit before tax is arrived at after charging/(crediting):</i>				
Auditor remuneration	161,643	159,892	85,000	85,000
Depreciation of property, plant and equipment	1,186,848	328,771	63,593	55,147
Depreciation of right-of-use assets	1,062,586	362,218	-	-
Amortisation of development cost	270,769	-	-	-
	<u>2,681,846</u>	<u>850,889</u>	<u>148,593</u>	<u>140,147</u>

NOTES TO THE FINANCIAL STATEMENTS
(CONT'D)

6. (Loss)/Profit before tax (continued)

	Group		Company	
	2025 RM	2024 RM	2025 RM	2024 RM
Reversal of impairment loss on trade receivables (Note 18(c))	(307,864)	(1,720,719)	-	-
Impairment loss on non-trade receivable	56,100	-	-	-
Impairment loss on trade receivables	-	99,176	-	-
(Gain)/Loss on disposal of a subsidiary	(203,712)	5,970	-	-
Unrealised loss on foreign exchange	837,326	14,265	160,984	-
Realised (gain)/loss on foreign exchange	(682,336)	(528,755)	-	(300,262)
Short term leases	293,291	236,469	66,000	66,000
Inventories written down - slow moving	3,574,172	-	-	-
Inventories written off	10,493	-	-	-
Property, plant and equipment written off	3,748	-	-	-
	<u> </u>	<u> </u>	<u> </u>	<u> </u>

7. Employee benefits expense

(i) Staff costs

	Group		Company	
	2025 RM	2024 RM	2025 RM	2024 RM
- Salaries and other emoluments	6,709,610	4,119,266	1,636,784	858,850
- Contribution to defined contribution plan	496,061	371,877	199,191	103,664
- Social security contributions	70,512	45,675	21,964	11,674
- Other employee benefit expenses	180,472	8,577	18,498	4,427
	<u> </u>	<u> </u>	<u> </u>	<u> </u>
	<u>7,456,655</u>	<u>4,545,395</u>	<u>1,876,437</u>	<u>978,615</u>

NOTES TO THE FINANCIAL STATEMENTS
(CONT'D)

7. Employee benefits expense (continued)

(ii) Directors' remuneration

	Group		Company	
	2025 RM	2024 RM	2025 RM	2024 RM
Executive Directors				
- Salaries and other emoluments	952,083	921,000	931,000	921,000
- Contribution to defined contribution plan	176,890	174,990	176,890	174,990
- Social security contributions	2,285	1,873	2,285	1,873
- Other employee benefit expenses	-	124	-	124
	1,131,258	1,097,987	1,110,175	1,097,987
- Fee	72,000	72,000	72,000	72,000
	1,203,258	1,169,987	1,182,175	1,169,987
Non-executive Directors				
- Fee	264,000	264,000	264,000	264,000
	1,467,258	1,433,987	1,446,175	1,433,987
Directors of subsidiaries				
- Salaries and other emoluments	-	22,629	-	-
Total directors' remuneration excluding benefits-in-kind and fee	1,467,258	1,456,616	1,446,175	1,433,987
Employee benefits expense (excluding benefits-in-kind)	8,923,913	6,002,011	3,322,612	2,412,602
Estimated monetary value of benefits-in-kind	28,000	28,000	28,000	28,000
Total	8,951,913	6,030,011	3,350,612	2,440,602

NOTES TO THE FINANCIAL STATEMENTS
(CONT'D)

8. Tax expense

	Group		Company	
	2025 RM	2024 RM	2025 RM	2024 RM
Current tax:				
- current year	38,625	20,220	-	-
Deferred tax (Note 16):				
- current year	1,323,464	95,211	-	-
- overprovision in prior year	(51,813)	(85,661)	-	-
	1,271,651	9,550	-	-
	<u>1,310,276</u>	<u>29,770</u>	<u>-</u>	<u>-</u>

Reconciliation of effective tax expense

	Group		Company	
	2025 RM	Restated 2024 RM	2025 RM	2024 RM
(Loss)/Profit before tax	<u>(4,611,178)</u>	<u>2,201,333</u>	<u>(2,994,367)</u>	<u>(1,734,981)</u>
Tax calculated using statutory tax rate at 24%	(1,106,683)	528,320	(718,648)	(416,395)
Effect of different tax rate in other countries	32,117	29,054	-	-
Non-deductible expenses	2,281,514	494,957	53,307	32,261
Non-taxable income	(269,691)	(220,800)	-	-
Deferred tax assets not recognised	424,832	(716,100)	665,341	384,134
	1,362,089	115,431	-	-
Overprovision of deferred tax in prior year	(51,813)	(85,661)	-	-
	<u>1,310,276</u>	<u>29,770</u>	<u>-</u>	<u>-</u>

The Group has unutilised tax losses and unabsorbed capital allowances of RM9,046,836 and RM1,211,528 (2024: RM5,028,811 and RM1,160,370) respectively available for offsetting against future taxable profits.

The Company has unutilised tax losses and unabsorbed capital allowances of RM6,672,338 and RM1,211,528 (2024: RM3,956,824 and RM1,160,370) respectively available for offsetting against future taxable profits.

NOTES TO THE FINANCIAL STATEMENTS
(CONT'D)

8. Tax expense (continued)

Unutilised tax losses can be carried forward for a period of 10 years of assessment ("YA") to set off against future taxable profits as follows:

	Group RM	Company RM	Utilised up to
YA 2018 and before	1,367,839	730,188	YA 2028
YA 2019	774,260	339,924	YA 2029
YA 2020	287,862	287,862	YA 2030
YA 2021	190,431	190,431	YA 2031
YA 2022	115,027	115,027	YA 2032
YA 2023	534,240	534,240	YA 2033
YA 2024	1,759,152	1,759,152	YA 2034
YA 2025	4,018,025	2,715,514	YA 2035
	9,046,836	6,672,338	

9. Basic/Diluted earnings per share

Basic earnings per share is calculated by dividing gain for the financial year, net of tax, attributable to owners of the parent by the number of ordinary shares issue during the financial year.

	Group	
	2025 RM	2024 RM
(Loss)/Profit for the financial year, attributable to owners of the parent	(5,891,794)	2,190,148
Number of ordinary shares in issue	169,529,416	169,529,416
Basic earnings per share (sen)	(3.48)	1.29

There is no diluted loss per share disclosed as there were no dilutive potential ordinary shares.

NOTES TO THE FINANCIAL STATEMENTS
(CONT'D)

10. Property, plant and equipment

Group 2025 Cost	Computers RM	Machineries RM	Motor vehicles RM	Others* RM	Total RM
At 1 January	1,483,750	100,147	968,608	2,698,412	5,250,917
Additions	98,663	864,108	-	1,312,645	2,275,416
Transfer (Note 11)	-	7,442,312	-	596,287	8,038,599
Disposal	-	-	-	(19,528)	(19,528)
Written off	-	-	-	(3,748)	(3,748)
Exchange differences	(4,699)	-	-	(28,596)	(33,295)
At 31 December	1,577,714	8,406,567	968,608	4,555,472	15,508,361
Accumulated depreciation					
At 1 January	1,286,260	100,147	666,172	1,797,414	3,849,993
Charge for the financial year	81,863	837,662	78,382	188,941	1,186,848
Disposal	-	-	-	(528)	(528)
Written off	-	-	-	-	-
Exchange differences	(1,312)	(50,038)	-	(3,014)	(54,364)
At 31 December	1,366,811	887,771	744,554	1,982,813	4,981,949
Carrying amount					
At 31 December	210,903	7,518,796	224,054	2,572,659	10,526,412

NOTES TO THE FINANCIAL STATEMENTS
(CONT'D)

10. Property, plant and equipment (continued)

Group 2024	Computers RM	Machineries RM	Motor vehicles RM	Others* RM	Total RM
Cost					
At 1 January	1,315,785	100,147	968,608	2,428,274	4,812,814
Additions	208,916	-	-	272,537	481,453
Disposals	(17,234)	-	-	(2,145)	(19,379)
Exchange differences	(23,717)	-	-	(254)	(23,971)
At 31 December	1,483,750	100,147	968,608	2,698,412	5,250,917
Accumulated depreciation					
At 1 January	1,220,447	100,147	578,145	1,632,168	3,530,907
Charge for the financial year	74,693	-	88,027	166,051	328,771
Disposal	(8,839)	-	-	(756)	(9,595)
Exchange differences	(41)	-	-	(49)	(90)
At 31 December	1,286,260	100,147	666,172	1,797,414	3,849,993
Carrying amount					
At 31 December	197,490	-	302,436	900,998	1,400,924

*Other assets comprise of office equipment, renovation, furniture and fittings, warehouse factory, lab and medical equipment, and warehouse equipment.

NOTES TO THE FINANCIAL STATEMENTS
(CONT'D)

10. Property, plant and equipment (continued)

Company 2025 Cost	Computers RM	Motor vehicles RM	Office equipment, renovation, furniture and fittings RM	Total RM
At 1 January	961,883	159,748	108,765	1,230,396
Additions	11,916	-	10,186	22,102
At 31 December	973,799	159,748	118,951	1,252,498
Accumulated depreciation				
At 1 January	855,434	71,874	49,736	977,044
Charge for the financial year	35,727	15,972	11,894	63,593
At 31 December	891,161	87,846	61,630	1,040,637
Carrying amount				
At 31 December	82,638	71,902	57,321	211,861

NOTES TO THE FINANCIAL STATEMENTS
(CONT'D)

10. Property, plant and equipment (continued)

	Computers RM	Motor vehicles RM	Office equipment, renovation, furniture and fittings RM	Total RM
Company 2024 Cost				
At 1 January	856,845	159,748	96,265	1,112,858
Addition	105,038	-	12,500	117,538
At 31 December	961,883	159,748	108,765	1,230,396
Accumulated depreciation				
At 1 January	825,907	55,902	40,088	921,897
Charge for the financial year	29,527	15,972	9,648	55,147
At 31 December	855,434	71,874	49,736	977,044
Carrying amount				
At 31 December	106,449	87,874	59,029	253,352

NOTES TO THE FINANCIAL STATEMENTS (CONT'D)

10. Property, plant and equipment (continued)

Impairment test for property, plant and equipment

The recoverable amount of property, plant and equipment determined based on the higher of value-in-use or fair value less costs of disposal.

The value-in-use calculations was using cash flows projections from financial forecasts and projections approved by Board of Directors covering a five-years period.

The calculation of value-in-use for the property, plant and equipment are most sensitive to the following assumptions:

(i) Revenue growth rate

Projected revenue growth rate ranges from 0% to 459% (2024: 11% to 168%) growth over the next five years. Terminal value is based on the fifth-year cash flows with Nil% (2024: 1%) growth rate.

(ii) Budgeted gross margin

Budgeted gross margin rate set at range from 26% to 49% (2024: 31% to 50%) over five years cash flow.

(iii) Discounted rate

A discount rate of 11.10% (2024: 8.63%) was applied to the calculations in determining the recoverable amount of the property, plant and equipment. The discount rate used is based on the weighted average cost of capital of the Company with reference to similar industry.

Based on the management review on the recoverable of property, plant and equipment, there is no impairment on the property, plant and equipment is required in current financial year.

NOTES TO THE FINANCIAL STATEMENTS
(CONT'D)

11. Right-of-use assets

	Leasehold lands RM	Building RM	Capital work-in- progress RM	Total RM
Group 2025 Cost				
At 1 January (Restated)	21,280,511	6,988,735	26,035,194	54,304,440
Addition	-	1,819,132	-	1,819,132
Transfer (Note 10)	-	14,812,435	(22,851,034)	(8,038,599)
Exchange differences	(1,685,386)	-	(3,184,160)	(4,869,546)
At 31 December	19,595,125	23,620,302	-	43,215,427
Accumulated depreciation				
At 1 January (Restated)	1,906,250	1,642,671	-	3,548,921
Charge for the financial year	514,637	547,949	-	1,062,586
Exchange differences	(21,893)	(26,739)	-	(48,632)
At 31 December	2,398,994	2,163,881	-	4,562,875
Carrying amount				
At 31 December	17,196,131	21,456,421	-	38,652,552

NOTES TO THE FINANCIAL STATEMENTS
(CONT'D)

11. Right-of-use assets (continued)

Restated Group 2024 Cost	Leasehold lands RM	Building RM	Capital work-in- progress RM	Total RM
At 1 January	20,777,115	6,988,735	3,970,050	31,735,900
Additions	1,260,503	-	22,385,828	23,646,331
Exchange differences	(757,107)	-	(320,684)	(1,077,791)
At 31 December	21,280,511	6,988,735	26,035,194	54,304,440
Accumulated depreciation				
At 1 January	1,718,750	1,467,953	-	3,186,703
Charge for the financial year	187,500	174,718	-	362,218
At 31 December	1,906,250	1,642,671	-	3,548,921
Carrying amount				
At 31 December	19,374,261	5,346,064	26,035,194	50,755,519

NOTES TO THE FINANCIAL STATEMENTS
(CONT'D)

11. Right-of-use assets (continued)

- (i) The expenses charged to the profit or loss during the financial year are as follows:

	Group		Company	
	2025	2024	2025	2024
	RM	RM	RM	RM
Depreciation of right-of-use assets	1,062,586	362,218	-	-
Short-term leases	293,291	236,469	66,000	66,000

The Group's leasehold land amounted to RM7,500,000 has remaining unexpired lease period of 30 years (2024: 31 years).

- (ii) Included in the right-of-use assets of the Group is leasehold land in Indonesia amounting to RM11,789,881 (2024: RM13,780,511).

The lease has an initial period of 21 years (2024: 22 years) and includes options to extend the lease for a further period of up to 20 years and to renew the lease for an additional period of up to 30 years.

In determining the lease term, management has assessed that it is reasonably certain that the extension and renewal options will be exercised. Accordingly, the leasehold land has a remaining unexpired lease period of 71 years (2024: 72 years).

- (iii) Included in the right-of-use assets of the Group are leasehold land and building with carrying amount RM10,577,595 (2024: RM10,939,814) which have been pledged to a licensed bank as security for credit facilities granted as disclosed in Note 24 to financial statements.

Impairment test for right-of-use assets

The recoverable amount of right-of-use assets (including capital work-in-progress and leasehold lands) determined based on the higher of value-in-use or fair value less costs of disposal.

The value-in-use calculations was using cash flows projections from financial forecasts and projections approved by Board of Directors covering a five-years period.

The calculation of value-in-use for the right-of-use assets are most sensitive to the following assumptions:

- (i) Revenue growth rate

Projected revenue growth rate ranges from 0% to 459% (2024: 10% to 168%) growth over the next five years. Terminal value is based on the fifth-year cash flows with Nil% (2024: 1%) growth rate.

NOTES TO THE FINANCIAL STATEMENTS
(CONT'D)

11. Right-of-use assets (continued)

Impairment test for right-of-use assets (continued)

The calculation of value-in-use for the right-of-use assets are most sensitive to the following assumptions: (continued)

(ii) Budgeted gross margin

Budgeted gross margin rate set at range from 41% to 49% (2024: 31% to 50%) over five years cash flow.

(iii) Discounted rate

A discount rate of 11.10% (2024: 8.63%) was applied to the calculations in determining the recoverable amount of the right-of-use assets. The discount rate used is based on the weighted average cost of capital of the Company with reference to similar industry.

Based on the review on the recoverable of right-of-use assets, there is no impairment on the right-of-use assets is required in current financial year.

12. Development cost

	Group	
	2025	2024
	RM	RM
Development cost		
Cost		
At 1 January	874,234	-
Additions	-	874,234
Exchange differences	(106,921)	-
At 31 December	767,313	874,234

NOTES TO THE FINANCIAL STATEMENTS
(CONT'D)

12. Development cost (continued)

	Group	
	2025	2024
	RM	RM
Development cost		
Accumulated amortisation		
At 1 January	-	-
Charge for the financial year	270,769	-
Exchange differences	(15,024)	-
At 31 December	255,745	-
 Carrying amount		
At 31 December	511,568	874,234

The Group's development cost relates to technology developed under its syringe innovation programme, representing capitalised intellectual property, design processes and related technological know-how. These intangible assets are measured at cost and amortised on a straight-line basis over an estimated useful life of three years.

Impairment test for development cost

The recoverable amount of development cost determined based on the higher of value-in-use or fair value less costs of disposal.

The value-in-use calculations was using cash flows projections from financial forecasts and projections approved by Board of Directors covering a five-years period.

The calculation of value-in-use for the development cost are most sensitive to the following assumptions:

(i) Revenue growth rate

Projected revenue growth rate ranges from 4% to 459% (2024: Nil%) growth over the next five years. Terminal value is based on the fifth-year cash flows with Nil% (2024: 1%) growth rate.

(ii) Budgeted gross margin

Budgeted gross margin rate set at range from 41% to 49% (2024: Nil%) over five years cash flow.

NOTES TO THE FINANCIAL STATEMENTS (CONT'D)

12. Development cost (continued)

Impairment test for development cost (continued)

The calculation of value-in-use for the development cost are most sensitive to the following assumptions: (continued)

(iii) Discounted rate

A discount rate of 11.10% (2024: Nil%) was applied to the calculations in determining the recoverable amount of the development cost. The discount rate used is based on the weighted average cost of capital of the Company with reference to similar industry.

Based on the review on the recoverable of development cost, there is no impairment on the development cost is required in current financial year.

13. Goodwill on consolidation

	Group	
	2025	2024
	RM	RM
At cost		
At 1 January/31 December	54,870	54,870

The goodwill arose from the Group's acquisition of a subsidiary, Adventa Healthcare Sdn. Bhd., and has been wholly allocated to this cash generating unit ("CGU").

Impairment test for goodwill

The recoverable amount of the CGU has been determined based on value-in-use calculation using cash flow projections from financial forecast and projections approved by Board of Directors covering a five-years (2024: three-years) period and by extrapolation using the growth rate based on historical experience, management's assessment of future trends and expectation of market development. The discount rate (per annum) applied to the cash flows projections are as follows:

	Discount rate	
	2025	2024
	%	%
Adventa Healthcare Sdn. Bhd.	11.10	8.63

(i) Revenue and growth

Revenue is projected based on future demand outlook. Revenue is projected to normalise from the range from 20% to 35% (2024: from 20% to 23%) growth over the next three years. Terminal value is based on the third-year cash flows with Nil% (2024: 1%) growth rate.

NOTES TO THE FINANCIAL STATEMENTS
(CONT'D)

13. Goodwill on consolidation (continued)

Impairment test for goodwill (continued)

(ii) Gross margin

Gross margins are assumed to be maintained over the budgeted period for which projected at 26% (2024: 30%) over the next three years.

(iii) Discount rate

Discount rate per annum applied to the cash flows was used to determine the recoverable amounts of the CGUs. The discount rate used is based on the weighted average cost of capital of the Company.

Management believes that while cash flows projections are subject to inherent uncertainty, any reasonably possible changes to the key assumptions used in assessing recoverable amounts have been considered in determining the recoverable amount of the CGU. Based on the sensitivity analysis performed, management concluded that no reasonably possible change in any of the above key assumptions would cause the recoverable amount of the unit to be materially below its carrying amount.

14. Investment in subsidiaries

	Company	
	2025	Restated
	RM	2024
		RM
Unquoted shares, at cost:		
At 1 January	64,259,669	45,811,750
Disposals	-	(6,552,081)
Additions	-	25,000,000
	<hr/>	<hr/>
Amount due from subsidiary	64,259,669	64,259,669
	37,674,611	37,674,611
	<hr/>	<hr/>
At 31 December	<u>101,934,280</u>	<u>101,934,280</u>

NOTES TO THE FINANCIAL STATEMENTS
(CONT'D)

14. Investment in subsidiaries (continued)

Details of the subsidiaries are as follows:

Name of companies	Country of incorporation	Proportion of ownership interest/voting right		Principal activities
		2025	2024	
Adventa Healthcare Sdn. Bhd. ("AHSB")	Malaysia	100%	100%	Distribution of medical and healthcare equipment, appliances and medical disposal products.
PTM Progress Trading & Marketing Sdn. Bhd. ("PTMSB")	Malaysia	100%	100%	Provision of storage and warehousing services.
Adventa Digital Health Sdn. Bhd. ("ADHSB")	Malaysia	100%	100%	Dormant.
PT Adventa Biotech International ("PT Adventa") *	Indonesia	99%	99%	Manufacture and distribution of medical and healthcare equipment, appliances and medical disposal products.
Held through PTMSB				
Wenda International (ZIBO) Limited ^	China	-	90%	Trading medical products from China.

* Audited by member firm.

^ The management accounts were reviewed by PKF PLT for consolidation purpose.

NOTES TO THE FINANCIAL STATEMENTS
(CONT'D)

14. Investment in subsidiaries (continued)

Disposals

On 31 March 2024, the Company disposed Nextech Med Pte. Ltd. for consideration of RM10.

On 1 December 2025, the Company disposed Wenda International (ZIBO) Limited for consideration of RM163,790.

	Group 2025 RM	Group 2024 RM
Cash in hand	140,124	5,970
Non-trade receivables	1,427,089	-
Tax payables	(32,931)	-
Trade and non-trade payables	(1,553,698)	10
Attributable assets disposed	(19,416)	5,980
Foreign exchange	(372)	-
Non-controlling interest	(20,134)	-
Gain/(Loss) on disposal	203,712	(10)
Total disposal consideration	<u>(163,790)</u>	<u>5,970</u>

The effect of the disposal on cash flows as follows:

Net cash flow arising from disposal of subsidiary

Disposal consideration, representing net cash inflows from disposal	163,790	10
Less: Cash and cash equivalents of the subsidiary disposed	(140,124)	(5,970)
Net cash inflow/(outflow) from disposal	<u>23,666</u>	<u>(5,960)</u>

Impairment loss on investment in subsidiaries

During the financial year, the Company carried out a review of the recoverable amounts of its investments in subsidiaries that are in loss-making and/or significant accumulated losses positions. The recoverable amounts were derived based on fair value less costs disposal ("FVL COD") method using cash flows projection from financial budget approved Board of Directors covering a five-years period (2024: three-years period and five-years period) for AHSB, PTMSB and PT Adventa respectively.

NOTES TO THE FINANCIAL STATEMENTS (CONT'D)

14. Investment in subsidiaries (continued)

Impairment loss on investment in subsidiaries (continued)

The key assumptions used in the determination of recoverable amount derived based on FVLCOD method are as follows:

Adventa Healthcare Sdn. Bhd.

(i) Revenue growth rate

Revenue is projected based on future demand outlook. Revenue is projected to normalise from the range from 20% to 35% (2024: 20% to 23%) growth over the next five years (2024: three years). Terminal value is based on the fifth year (2024: third-year) cash flows with Nil% (2024: 1% growth rate).

(ii) Budgeted gross margin

Gross margins are assumed to be maintained over the budgeted period for which projected at 26% (2024: 30%) over the next five years (2024: three years).

(iii) Discount rate

Discount rate of 11.10% (2024: 8.63%) was applied to the calculations determining the recoverable amount of the cash generating unit ("CGU"). The discount rate used is based on the weighted average cost of capital of the Company.

PT Adventa Biotech International

(i) Revenue growth rate

Projected revenue growth rate ranges from 4% to 459% (2024: 11% to 168%) per annum based on management's assessment of future trends and market development in the segment with terminal value with Nil% (2024: 1%) growth rate.

(ii) Budgeted gross margin

Budgeted gross margin ranges from 41% to 49%. (2024: 31% to 50%)

(iii) Discount rate

A discount rate of 11.10% (2024: 8.63%) was applied to the calculations in determining the recoverable amount of the CGU. The discount rate used is based on the weighted average cost of capital of the Company with reference to similar industry.

NOTES TO THE FINANCIAL STATEMENTS
(CONT'D)

14. Investment in subsidiaries (continued)

Impairment loss on investment in subsidiaries (continued)

The key assumptions used in the determination of recoverable amount derived based on FVLCO method are as follows: (continued)

PTM Progress Trading & Marketing Sdn. Bhd.

(i) Revenue growth rate

Projected revenue growth rate remain consistent with Nil% (2024: 10% to 59%) per annum based on management's assessment of future trends and market development in the segment with terminal value without growth rate.

(ii) Budgeted gross margin

Budgeted gross margin was fixed at 100% (2024: 31% to 50%) as there was no cost of sales was projected during the year.

(iii) Discount rate

A discount rate of 11.10% (2024: 8.63%) was applied to the calculations in determining the recoverable amount of the CGU. The discount rate used is based on the weighted average cost of capital of the Company with reference to similar industry.

15. Other investment

	Group	
	2025	2024
	RM	RM
Fair value through profit or loss		
At 1 January/31 December	11,500,000	11,500,000
Unquoted Redeemable Convertible Preference Shares		
A private limited liability Company in Malaysia	11,500,000	11,500,000

On 28 December 2023, the Group had entered into a Redeemable Convertible Preference Shares ("RCPS") Subscription Agreement ("RCPS SA") with a trade receivable of the Group to subscribe for up to RM11,500,000, consisting of 286,641 RCPS for the purpose settling the outstanding debt due to a subsidiary of the Company, AHSB. AHSB has fully subscribed the RCPS on 29 December 2023.

The fair value of the unquoted investment is determined by using valuation techniques based on the information applicable to level 3 fair value measurement.

NOTES TO THE FINANCIAL STATEMENTS
(CONT'D)

16. Deferred tax assets

	Group		Company	
	2025 RM	2024 RM	2025 RM	2024 RM
At 1 January	1,525,911	1,535,461	-	-
Recognised in profit or loss (Note 8)	(1,271,651)	(9,550)	-	-
At 31 December	<u>254,260</u>	<u>1,525,911</u>	<u>-</u>	<u>-</u>

Presented after appropriate offsetting as follows:

	Group		Company	
	2025 RM	2024 RM	2025 RM	2024 RM
Deferred tax assets	765,629	1,844,685	36,971	33,853
Deferred tax liabilities	(511,369)	(318,774)	(36,971)	(33,853)
	<u>254,260</u>	<u>1,525,911</u>	<u>-</u>	<u>-</u>

The recognised deferred tax assets/(liabilities) arising from temporary difference before offsetting are as follows:

	Unutilised tax losses RM	Unabsorbed capital allowances RM	Others RM	Total RM
Group				
Deferred tax assets:				
2025				
At 1 January 2025	891,169	34,296	919,220	1,844,685
Recognised in profit or loss	(186,313)	2,675	(895,418)	(1,079,056)
At 31 December 2025	<u>704,856</u>	<u>36,971</u>	<u>23,802</u>	<u>765,629</u>
2024				
At 1 January 2024	1,643,836	302,790	155,676	2,102,302
Recognised in profit or loss	(752,667)	(268,494)	763,544	(257,617)
At 31 December 2024	<u>891,169</u>	<u>34,296</u>	<u>919,220</u>	<u>1,844,685</u>

NOTES TO THE FINANCIAL STATEMENTS
(CONT'D)

16. Deferred tax assets (continued)

The recognised deferred tax assets/(liabilities) arising from temporary difference before offsetting are as follows: (continued)

		Property, plant and equipment and Right-of- use assets RM	Total RM
Group			
Deferred tax liabilities:			
2025			
At 1 January 2025		(318,774)	(318,774)
Recognised in profit or loss		(192,595)	(192,595)
At 31 December 2025		<u>(511,369)</u>	<u>(511,369)</u>
2024			
At 1 January 2024		(566,841)	(566,841)
Recognised in profit or loss		248,067	248,067
At 31 December 2024		<u>(318,774)</u>	<u>(318,774)</u>
	Unabsorbed capital allowance RM	Property, plant and equipment RM	Total RM
Company			
2025			
At 1 January 2025	33,853	(33,853)	-
Recognised in profit or loss	3,118	(3,118)	-
At 31 December 2025	<u>36,971</u>	<u>(36,971)</u>	<u>-</u>
2024			
At 1 January 2024	30,094	(30,094)	-
Recognised in profit or loss	3,759	(3,759)	-
At 31 December 2024	<u>33,853</u>	<u>(33,853)</u>	<u>-</u>

The Group has recognised the deferred tax assets based on the current level of operations of the Group and the profitability that sufficient taxable profits will be generated in the future against which the deferred tax assets can be utilised.

NOTES TO THE FINANCIAL STATEMENTS (CONT'D)

16. Deferred tax assets (continued)

The estimated temporary differences for which no deferred tax assets have been recognised in the financial statements are as follows (stated at gross):

	Group		Company	
	2025 RM	2024 RM	2025 RM	2024 RM
Unutilised tax losses	6,595,024	3,749,585	6,672,338	3,956,824
Unabsorbed capital allowances	1,057,482	1,002,767	1,057,482	1,000,744
Other deductible temporary difference	-	4,890,793	-	-
	<u>7,652,506</u>	<u>9,643,145</u>	<u>7,729,820</u>	<u>4,957,568</u>

17. Inventories

	Group	
	2025 RM	2024 RM
At cost :		
- Trading goods	<u>15,726,342</u>	<u>15,011,960</u>

	Group	
	2025 RM	2024 RM
Recognised in profit or loss:		
Inventories recognised as cost of sales	38,043,516	46,534,591
Inventories written down - slow moving	3,574,172	-
Inventories written off	10,493	-

NOTES TO THE FINANCIAL STATEMENTS
(CONT'D)

18. Trade and non-trade receivables

	Note	Group		Company	
		2025 RM	Restated 2024 RM	2025 RM	Restated 2024 RM
Trade receivables					
Third parties	(a)	14,230,594	17,292,690	-	-
Amount due from related parties	(b)	206,958	1,525,841	-	-
		<u>14,437,552</u>	<u>18,818,531</u>	<u>-</u>	<u>-</u>
Less: Impairment loss	(c)				
- Third parties		(99,176)	(99,176)	-	-
- Amount due from related parties		-	(1,348,244)	-	-
		<u>(99,176)</u>	<u>(1,447,420)</u>	<u>-</u>	<u>-</u>
		<u>14,338,376</u>	<u>17,371,111</u>	<u>-</u>	<u>-</u>
Non-trade receivables					
Third parties	(d)	4,733,199	5,276,176	364	365
Amounts due from subsidiaries	(e)	-	-	170,877	3,769,466
		<u>4,733,199</u>	<u>5,276,176</u>	<u>171,241</u>	<u>3,769,831</u>
Less: Impairment loss	(f)				
- Third parties		(56,100)	(128,251)	-	-
		<u>4,677,099</u>	<u>5,147,925</u>	<u>171,241</u>	<u>3,769,831</u>
Deposits		373,039	149,710	23,100	23,100
Advances	(g)	158,322	144,825	-	-
Prepayment		925,155	607,075	36,393	30,844
		<u>6,133,615</u>	<u>6,049,535</u>	<u>230,734</u>	<u>3,823,775</u>
Total trade and non-trade receivables		<u>20,471,991</u>	<u>23,420,646</u>	<u>230,734</u>	<u>3,823,775</u>

- (a) The normal credit terms of trade receivables of the Group range from 30 to 120 days (2024: 30 to 120 days). Other credit terms are assessed and approved on a case-by-case basis.

They are recognised at their original invoice amounts which represent their fair values on initial recognition.

NOTES TO THE FINANCIAL STATEMENTS (CONT'D)

18. Trade and non-trade receivables (continued)

- (b) The amount due from related parties are trade in nature, unsecured, interest-free and subject to normal credit term of Nil to 120 days (2024: Nil to 120 days).

The related party relationship arose from a common director between the Company and the related party entity. Upon the resignation of the said director on 20 June 2024, the entity ceased to be a related party of the Company.

The settlement amount arising from the take-over of a manufacturing business unit was subject to verification of inventory quantities and quality. Any amounts not verified upon utilisation and subsequently disputed were written off during the year with the approval of the Board of Directors. (to disclose on the written off)

Significant related party transactions have been disclosed in Note 26 to the financial statements.

- (c) The breakdown of allowance for impairment loss is as follows:

		Group	
	Note	2025 RM	2024 RM
Amount due from related parties			
At 1 January		1,348,244	3,040,666
Written off	(i)	1,040,380	-
Reversal		(307,864)	(1,692,422)
		-	1,348,244
Third parties			
At 1 January		99,176	192,372
Addition		-	99,176
Reversal		-	(28,297)
Written off		-	(164,075)
		99,176	99,176

- (i) The write-off regarding related-party balances pertains to settlement adjustments from the acquisition of a manufacturing business unit in 2023. These adjustments arose following the verification of inventory quantities and quality; specifically, amounts associated with inventories that could not be validated during production or were later disputed were written off with Board approval.

- (d) Included in non-trade receivables of the Group are net advance payments made to suppliers for purchase of inventories amounted to RM1,129,310 (2024: RM2,451,846).

NOTES TO THE FINANCIAL STATEMENTS
(CONT'D)

18. Trade and non-trade receivables (continued)

- (e) The amount due from the subsidiaries represents management fee receivable which is subject to normal credit term of 60 days (2024: 60 days).

Significant related party transactions have been disclosed in Note 26 to the financial statements.

- (f) The breakdown of allowance for impairment loss are as follows:

	Group	
	2025 RM	2024 RM
At 1 January	128,251	128,251
Written off	(128,251)	-
Addition	56,100	-
At 31 December	56,100	128,251

- (g) Included in advances of the Group amounted to RM202,924 (2024: RM141,925) made for obtaining warehouse license and layout plan. The amount will be capitalised into property, plant and equipment subsequently when the warehouse license and layout plan are received from the authority.

19. Fixed deposits placed with licensed banks

- (i) The fixed deposits placed have maturity period ranging from 1 to 12 months (2024: 1 to 12 months) with the effective interest rate range from 1.65% to 2.50% (2024: 2.00% to 2.70%) per annum. Fixed deposits of RM2,750,000 (2024: RM2,750,000) have been pledged to licensed banks as security for borrowings (Note 24) granted to the Group.
- (ii) Included in the cash and bank balances of the Group at the end of the reporting period is an amount of RM41,000 (2024: RM41,000) pledged deposit to a licensed bank as security for performance guarantee which is non-interest bearing.

20. (a) Share capital

	Group and Company			
	2025	2024	2025	2024
	Number of ordinary shares		RM	RM
Issued and fully paid				
At 1 January/31 December	305,571,540	305,571,540	95,192,172	95,192,172

NOTES TO THE FINANCIAL STATEMENTS (CONT'D)

20. (a) Share capital (continued)

The holder of ordinary shares is entitled to receive dividends as and when declared by the Company. All ordinary shares carry one (1) vote per share without restriction and rank equally with regards to the Company's residual interests.

(b) Redeemable preference shares

	Group		2025 RM	2024 RM
	2025	2024		
Redeemable preference shares	Number of preference shares			
At 1 January/31 December	216,000	216,000	7,264,706	7,264,706

The salient features of the Group's redeemable preference shares are as follows:

- (i) Each holder of redeemable preference share shall be entitled to receive any dividend at any time and from time to time at the rate equivalent to the rate of dividend declared and paid on one ordinary share.
- (ii) The subscription price for each redeemable preference share shall be IDR2,400,000. Each redeemable preference share shall have a par value of IDR2,400,000 and shall redeemed in Singapore Dollars ("SGD").
- (iii) The holder of redeemable preference share shall, in a liquidation of, or on a return of capital by the Group be entitled (in priority to any distribution or payment to be made in favour of holders of any other classes of shares in the Company) to be paid the issue amount for each redeemable preference share.
- (iv) The redeemable preference shares shall not confer the right to any further or other rights to participate in the profits or assets of the Group nor shall they confer a right to participate in any issue of ordinary shares.
- (v) The holder of redeemable preference shares shall not be entitled to attend or vote at any General Meeting, but shall be entitled to attend, speak and vote at any class meeting of the holders of the redeemable preference shares.
- (vi) The Group shall have the right at any time and from time to time to redeem the redeemable preference shares upon giving to the holder of redeemable preference shares not less than 30 days' notice in writing.

NOTES TO THE FINANCIAL STATEMENTS
(CONT'D)

20 (b) Redeemable preference shares (continued)

- (vii) The holder of redeemable preference shares shall be entitled to attend (in person or by proxy or attorney or in the case of a corporation, by a representative) any General Meeting of the Company and to be counted for the purposes of a quorum at such General Meeting and, in a poll thereat, to one vote in respect of each redeemable share held if (but only if):
- the redeemable preference shares dividend or any part thereof is in arrears and has remained unpaid for at last 12 months;
 - the resolution in question varies or abrogates the rights attached to the redeemable preference shares; or
 - the resolution in question is for the winding-up of the Company.

21. Retained earnings

Under the single tier system introduced by the Finance Act, 2007 in Malaysia which came into effect from the year of assessment 2008, dividends paid under this system are tax exempt in the hands of shareholders. As such, the whole retained earnings can be distributed to shareholders as tax-exempt dividends.

22. Foreign currency translation reserve

The foreign currency translation reserve represents exchange differences translation of the financial statements of foreign operations whose functional currencies different from that of the Group's presentation currency. It is also used to record differences arising from monetary items which form part of the Group's net investment in foreign operations, where the monetary item is denominated in either the functional reporting entity or the foreign operation.

23. Non-controlling interest

The subsidiaries that have material non-controlling interest ("NCI") are as follows:

	PT Adventa Biotech International RM	Wenda International (ZIBO) Limited RM	Total RM
2025			
Percentage of ownership interest and voting interest of NCI	1%	10%	
Carrying amount of NCI	(84,242)	-	(84,242)
Minority share of losses	(13,908)	(15,752)	(29,660)
Other comprehensive loss allocated to NCI	(73,457)	(385)	(73,842)
Loss allocated to NCI	(87,365)	(16,137)	(103,502)

NOTES TO THE FINANCIAL STATEMENTS
(CONT'D)

23. Non-controlling interest (continued)

The subsidiaries that have material non-controlling interest ("NCI") are as follows: (continued)

	PT Adventa Biotech International RM	Wenda International (ZIBO) Limited RM	Total RM
As at 31 December:			
Non-current assets	38,194,273	-	38,194,273
Current assets	13,163,846	1,567,213	14,731,059
Non-current liabilities	(8,189,616)	-	(8,189,616)
Current liabilities	(6,903,600)	(1,586,629)	(8,490,229)
Net assets	36,264,903	(19,416)	36,245,487
Less:			
Redeemable preference shares	(7,264,706)	-	(7,264,706)
Capital reserve	(37,674,611)	-	(37,674,611)
Add:			
Dividend paid	250,200	-	250,200
Disposal	-	19,416	19,416
	<u>(8,424,214)</u>	<u>-</u>	<u>(8,424,214)</u>
Revenue	6,769,078	11,481,156	18,250,234
Loss of the year	(1,390,754)	(157,522)	(1,548,276)
Total comprehensive loss	<u>(8,736,490)</u>	<u>(161,371)</u>	<u>(8,897,861)</u>
Cash (outflow)/inflow from operating activities	(3,657,972)	5,626,122	1,968,150
Cash outflow from investing activities	(3,762,844)	-	(3,762,844)
Cash outflow from financing activities	(8,086,991)	-	(8,086,991)
Net increase in cash and cash equivalents	<u>971,146</u>	<u>126,552</u>	<u>1,097,698</u>

NOTES TO THE FINANCIAL STATEMENTS
(CONT'D)

23. Non-controlling interest (continued)

The subsidiaries that have material non-controlling interest ("NCI") are as follows: (continued)

	PT Adventa Biotech International RM	Wenda International (ZIBO) Limited RM	Total RM
2024			
Percentage of ownership interest and voting interest of NCI	1%	10%	
Carrying amount of NCI	(18,837)	14,195	(4,642)
Minority share of losses	(14,575)	(4,010)	(18,585)
Other comprehensive (loss)/income allocated to NCI	(28,659)	6	(28,653)
Loss allocated to NCI	(43,234)	(4,004)	(47,238)
As at 31 December:			
Non-current assets	40,267,620	-	40,267,620
Current assets	3,518,602	(2,696,581)	822,021
Current liabilities	(36,481,061)	2,838,536	(33,642,525)
Net assets	7,305,161	141,955	7,447,116
Less:			
Redeemable preference shares	(7,264,706)	-	(7,264,706)
Foreign translation differences on the amount due from holding company	(2,174,390)	-	(2,174,390)
Add: Dividend paid	250,200	-	250,200
	(1,883,735)	141,955	(1,741,780)
Revenue	-	205,837	205,837
Loss of the year	(1,457,536)	(40,098)	(1,497,634)
Total comprehensive loss	(2,149,057)	(40,034)	(2,189,091)
Cash inflow from operating activities	1,129,313	4,796,846	5,926,159
Cash outflow from investing activities	(23,011,404)	-	(23,011,404)
Cash inflow from financing activities	14,431,438	751,843	15,183,281
Net (decrease)/increase in cash and cash equivalents	(1,975,093)	13,572	(1,961,521)

NOTES TO THE FINANCIAL STATEMENTS
(CONT'D)

24. Loans and borrowings

		Group	
		2025	2024
		RM	RM
Secured:			
Non-current			
Term loans	(i)	13,498,316	-
Current			
Term loans	(i)	649,800	-
Bankers' acceptance	(ii)	3,228,390	2,326,280
Short-term trade financing	(ii)	-	7,022,967
		<u>3,878,190</u>	<u>9,349,247</u>
		<u>17,376,506</u>	<u>9,349,247</u>
<i>(i) Term loans</i>			

		Group	
		2025	2024
		RM	RM
Repayable within one year		649,800	-
Repayable between one and two years		2,599,200	-
Repayable between two and five years		10,899,116	-
Repayable after one year		13,498,316	-
		<u>14,148,116</u>	<u>-</u>

Term loan 1

The term loan is secured by the following:

- (a) Third party legal charge over a piece of leasehold land and building held by the Group as disclosed in Note 11 to the financial statements; and
- (b) Corporate guarantee by the Company.

At the reporting date, the term loan bears interest at the rate of 8.45% (2024: Nil%) per annum.

NOTES TO THE FINANCIAL STATEMENTS
(CONT'D)

24. Loans and borrowings (continued)

(i) *Term loans (continued)*

Term loan 2

On October 16, 2025, with the Agreement No. 15, the Group obtained Reducing Balance Loan ("RBL") from Bank Mandiri with maximum credit amounted to USD2,000,000 which equivalent to RM8,189,616.

The term loan is secured by corporate guarantee by the Company amounted to USD2,000,000.

At the reporting date, the term loans bear interest at the rate of 7.31% (2024: Nil%) per annum with the maturity period up to October 2030.

(ii) *Banker's acceptance and short-term trade financing*

The banker's acceptance and short-term trade financing were secured by the following:

- (a) Fixed deposits with licensed bank as disclosed in Note 19 to the financial statements; and
- (b) Corporate guarantee by the company.

The effective interest rates per annum of the loans and borrowing as follows:

	Group	
	2025	2024
	RM	RM
Term loan	7.31% - 8.45%	-
Bankers' acceptance	4.32% - 4.95%	4.75%
Short-term trade financing	-	1.25% - 2.00%

NOTES TO THE FINANCIAL STATEMENTS
(CONT'D)

25. Trade and non-trade payables

	Note	Group		Company	
		2025 RM	Restated 2024 RM	2025 RM	2024 RM
Trade payables					
Third parties	(i)	2,650,423	2,057,448	-	-
Non-trade payables					
Third parties	(ii)	749,761	1,414,759	67,792	108,679
Amount due to subsidiary		-	-	3,279,249	-
Amount due to related parties	(iii)	481,778	286,241	-	-
Accruals	(iv)	2,891,436	1,230,594	200,626	186,525
Refundable deposits received		125,060	143,220	-	-
		<u>4,248,035</u>	<u>3,074,814</u>	<u>3,547,667</u>	<u>295,204</u>
Total trade and non-trade payables		<u>6,898,458</u>	<u>5,132,262</u>	<u>3,547,667</u>	<u>295,204</u>

- (i) The normal credit terms granted by the trade creditors to the Group and the Company range from 30 to 120 days (2024: 30 to 120 days) respectively.
- (ii) Included in the non-trade payables are net advance payments received from customers amounted to RM200,753 (2024: RM202,534) where the Group has collected the payments before goods are delivered.
- (iii) Amount due to related parties is non-trade in nature, unsecured, interest-free and repayable on demand.

The related party relationship arose from a common director between the Company and the related party entity. Upon the resignation of the said director on 20 June 2024, the entity ceased to be a related party of the Company.

Significant related party transactions have been disclosed in Note 26 to the financial statements.

- (iv) Included in accruals of the Group amounted to RM258,242 (2024: RMNil) was provision made for the legal claim in respect of the Company's litigation suit as disclosed in Note 31 to the financial statements. The amount of provision is determined based on the Session Court's order.

NOTES TO THE FINANCIAL STATEMENTS
(CONT'D)

26. Significant related party transactions

(a) Identifies of related parties

Parties are considered to be related to the Group if the Group has the ability to directly control the party or exercise significant influence over the party in making financial and operating decisions, or vice versa, or where the Group and the party are subject to common control or common significant influence. Related parties may be individuals or other entities.

Related parties of the Group include:

- (i) Subsidiaries;
- (ii) Entities in which directors have substantial financial interests; and
- (iii) Key management personnel of the Group and of the Company, comprising persons having the authority and responsibility for planning, directing and controlling the activities directly or indirectly.

(b) Significant related party transactions

The Group and the Company have related party transactions with the following companies:

	Group		Company	
	2025 RM	2024 RM	2025 RM	2024 RM
With subsidiaries:				
- Net advances to	-	-	(15,435,069)	(16,610,194)
- Net repayment from	-	-	7,258,741	22,534,329
- Management fee	-	-	(1,287,600)	(1,080,000)
	<u> </u>	<u> </u>	<u> </u>	<u> </u>
With related parties:				
- Purchase of goods	-	417,473	-	-
- Sales of goods	(818,420)	(1,049,373)	-	-
- Net repayment from/(to)	659,612	1,620,707	-	-
	<u> </u>	<u> </u>	<u> </u>	<u> </u>
With Director				
Low Chin Guan				
- Rental of premises	222,000	222,000	66,000	66,000
	<u> </u>	<u> </u>	<u> </u>	<u> </u>

The Directors are of the opinion that the transactions above have been entered into the normal course of business and have been established on terms and conditions mutually agreed between the relevant parties.

The significant balances with related parties are disclosed in Notes 18 and 25 to the financial statements.

NOTES TO THE FINANCIAL STATEMENTS (CONT'D)

26. Significant related party transactions (continued)

- (c) The remuneration of the Directors during the financial year is disclosed in Note 7 to the financial statements.

	Group		Company	
	2025 RM	2024 RM	2025 RM	2024 RM
Directors' remuneration:				
Fee	336,000	336,000	336,000	336,000
Salaries and other emoluments	952,083	943,629	931,000	921,000
Contribution to defined contribution plan	176,890	174,990	176,890	174,990
Social security contributions	2,285	1,873	2,285	1,873
Other employee benefit expenses	-	124	-	124
	<u>1,467,258</u>	<u>1,456,616</u>	<u>1,446,175</u>	<u>1,433,987</u>
Estimated monetary value of benefits-in-kind	28,000	28,000	28,000	28,000
	<u>1,495,258</u>	<u>1,484,616</u>	<u>1,474,175</u>	<u>1,461,987</u>
Key management personnel:				
Salaries and other emoluments	92,400	-	92,400	-
Contribution to defined contribution plan	11,088	-	11,088	-
Social security contributions	464	-	464	-
	<u>103,952</u>	<u>-</u>	<u>103,952</u>	<u>-</u>
	<u>1,599,210</u>	<u>1,484,616</u>	<u>1,578,127</u>	<u>1,461,987</u>

NOTES TO THE FINANCIAL STATEMENTS
(CONT'D)

27. Segment information

Products and services from which reportable segments derive their revenue

The Group prepared the following segment information in accordance with MFRS 8, *Operating Segments* based on the internal reports of the Group's strategic business units which are regularly reviewed by the Executive Director for the purpose of making decisions about resource allocation and performance assessment.

The three reportable operating segments are as follows:

<u>Segments</u>	<u>Product and services</u>
Investment holdings	Investment of companies
Healthcare products	Manufacturing and supply of healthcare related products and services to hospitals, healthcare centres and pharmacies
Warehousing provider	Provision of storage and warehousing services

Performance is measured based on segment results, as included in the internal management reports that are reviewed by the Executive Director. Segment results are used to measure performance as management believes that such information is the most relevant in evaluating the results of certain segments relative to other entities that operate within these industries.

Segment assets and liabilities

The total segment assets and liabilities are measured based on all assets (including goodwill) and liabilities of a segment, as included in the internal management reports that are reviewed by the Executive Director.

NOTES TO THE FINANCIAL STATEMENTS
(CONT'D)

27. Segment information (continued)

Group 2025	Healthcare business RM	Warehousing provider RM	Investment holding RM	Elimination RM	Total RM
Revenue:					
External sales	53,000,177	375,884	-	-	53,376,061
Inter-segment sales	8,816,001	2,634,912	1,287,600	(12,738,513)	-
Total revenue	61,816,178	3,010,796	1,287,600	(12,738,513)	53,376,061
Results:					
Depreciation of property, plant and equipment	1,005,336	117,919	63,593	-	1,186,848
Depreciation of right-of-use assets	700,367	362,219	-	-	1,062,586
Gain on disposal of property, plant and equipment	(3,689)	-	-	3,689	-
Property, plant and equipment written off	3,748	-	-	-	3,748
Amortisation of intangible assets	270,769	-	-	-	270,769
Gain on disposal of subsidiary	-	-	-	(203,712)	(203,712)
Inventories written down - slow moving	3,574,172	-	-	-	3,574,172
Inventories written off	10,493	-	-	-	10,493
Employee benefit expenses	4,970,331	630,971	3,322,611	-	8,923,913
Reversal of impairment loss on trade receivables	(307,864)	-	-	-	(307,864)
Impairment loss on non-trade receivable	56,100	-	-	-	56,100
Interest income	(55,487)	-	-	-	(55,487)
(Gain)/Loss on foreign exchange, net	(682,336)	-	-	-	(682,336)
- realised	676,342	-	160,984	-	837,326
- unrealised	227,291	-	66,000	-	293,291
Short term leases					

NOTES TO THE FINANCIAL STATEMENTS
(CONT'D)

27. Segment information (continued)

	Healthcare business RM	Warehousing provider RM	Investment holdings RM	Elimination RM	Total RM
Group					
2025					
Segment results	(728,191)	45,137	(2,994,367)	(289,432)	(3,966,853)
Finance costs	(644,325)	-	-	-	(644,325)
(Loss)/Profit before tax	(1,372,516)	45,137	(2,994,367)		(4,611,178)
Tax expense	(1,283,654)	(26,622)	-	-	(1,310,276)
(Loss)/Profit for the financial year	(2,656,170)	18,515	(2,994,367)		(5,921,454)
Segment assets	101,140,233	14,970,172	109,177,689	(114,145,714)	111,142,380
Segment liabilities	32,016,169	516,929	3,547,667	(11,805,801)	24,274,964
Other information:					
Additions to non-current assets excluding deferred tax assets and financial assets	4,045,047	27,399	22,103	-	4,094,549

NOTES TO THE FINANCIAL STATEMENTS
(CONT'D)

27. Segment information (continued)

	Healthcare business RM	Warehousing provider RM	Investment holding RM	Elimination RM	Total RM
Group					
2024					
Revenue:					
External sales	57,866,653	435,356	-	-	58,302,009
Inter-segment sales	-	2,193,238	1,080,000	(3,273,238)	-
Total revenue	57,866,653	2,628,594	1,080,000	(3,273,238)	58,302,009
Results:					
Depreciation of property, plant and equipment	148,324	125,300	55,147	-	328,771
Depreciation of right-of-use assets	-	362,218	-	-	362,218
Employee benefit expenses	3,029,267	560,142	2,412,602	-	6,002,011
Reversal of impairment loss on: trade receivables	(1,720,719)	-	-	-	(1,720,719)
Impairment loss on trade receivables	99,176	-	-	-	99,176
Interest income	(84,637)	-	(185,139)	-	(269,776)
(Gain)/Loss on foreign exchange, net	(228,493)	-	(300,262)	-	(528,755)
- realised	14,105	-	160	-	14,265
- unrealised	170,469	-	66,000	-	236,469
Short term leases					

NOTES TO THE FINANCIAL STATEMENTS
(CONT'D)

27. Segment information (continued)

Group Restated 2024	Healthcare business RM	Warehousing provider RM	Investment holdings RM	Elimination RM	Total RM
Segment results	4,255,664	113,771	(1,734,981)	(5,970)	2,628,484
Finance costs	(427,151)	-	-	-	(427,151)
Profit/(Loss) before tax	3,828,513	113,771	(1,734,981)	-	2,201,333
Tax expense	(20,220)	(9,550)	-	-	(29,770)
Profit/(Loss) for the financial year	3,808,293	104,221	(1,734,981)		2,171,563
Segment assets	97,091,570	15,158,975	108,919,592	(108,725,950)	112,444,187
Segment liabilities	55,630,383	724,247	295,203	(42,168,324)	14,481,509
Other information:					
Additions to non-current assets excluding deferred tax assets and financial assets	24,172,495	32,610	117,537	-	24,322,642

NOTES TO THE FINANCIAL STATEMENTS (CONT'D)

27. Segment information (continued)

Geographical information

Revenue based on geographical location of the Group's customers are as follows:

Revenue:	Group	
	2025 RM	2024 RM
- Malaysia	50,976,027	58,193,806
- Indonesia	2,134,053	-
- Others	265,981	108,203
	<u>53,376,061</u>	<u>58,302,009</u>

Major customer information

The Group has 1 customer which contribute approximately RMNil or Nil% (2024: 1 customer, RM14.29 million or 25%) of the Group's revenue during the financial year end.

28. Financial instruments

Categories of financial instruments

The table below provide an analysis on categories of financial instruments as:

- (a) Financial assets measured at amortised cost ("AC")
- (b) Financial liabilities measured at amortised cost ("AC")
- (c) Financial assets measured at fair value through profit or loss (FVTPL):

Group	Carrying amount RM	AC RM	FVTPL RM
2025			
Financial assets			
Trade and non-trade receivables (excluding advances and prepayments)	19,388,514	19,388,514	-
Other investment	11,500,000	-	11,500,000
Fixed deposits with licensed banks	1,560,034	1,560,034	-
Cash and bank balances	11,380,080	11,380,080	-
Financial guarantee	120,070	120,070	-
	<u>43,948,698</u>	<u>32,448,698</u>	<u>11,500,000</u>

NOTES TO THE FINANCIAL STATEMENTS
(CONT'D)

28. Financial instruments (continued)

Categories of financial instruments (continued)

Group	Carrying amount RM	AC RM	FVTPL RM
2025			
Financial liabilities			
Trade and non-trade payables	6,898,458	6,898,458	-
Loans and borrowings	17,376,506	17,376,506	-
	<u>24,274,964</u>	<u>24,274,964</u>	<u>-</u>
2024			
Financial assets			
Trade and non-trade receivables (excluding advances and prepayments)	22,668,746	22,668,746	-
Other investment	11,500,000	-	11,500,000
Fixed deposits with licensed banks	2,801,017	2,801,017	-
Cash and bank balances	4,506,565	4,506,565	-
Financial guarantee	88,980	88,980	-
	<u>41,565,308</u>	<u>30,065,308</u>	<u>11,500,000</u>
Financial liabilities			
Trade and non-trade payables	5,132,262	5,132,262	-
Loans and borrowings	9,349,247	9,349,247	-
	<u>14,481,509</u>	<u>14,481,509</u>	<u>-</u>
Company			
2025			
Financial assets			
Trade and non-trade receivables (exclude prepayments)	194,341	194,341	-
Cash and bank balances	6,800,814	6,800,814	-
	<u>6,995,155</u>	<u>6,995,155</u>	<u>-</u>
Financial liability			
Trade and non-trade payables	3,547,667	3,547,667	-

NOTES TO THE FINANCIAL STATEMENTS
(CONT'D)

28. Financial instruments (continued)

Categories of financial instruments (continued)

	Carrying amount RM	AC RM	FVTPL RM
Company			
Restated			
2024			
Financial assets			
Trade and non-trade receivables (exclude prepayments)	3,792,931	3,792,931	-
Cash and bank balances	2,908,186	2,908,186	-
	<u>6,701,117</u>	<u>6,701,117</u>	<u>-</u>
Financial liability			
Trade and non-trade payables	<u>295,204</u>	<u>295,204</u>	<u>-</u>

Net gains and losses arising from financial instruments

	Group		Company	
	2025 RM	2024 RM	2025 RM	2024 RM
Net (losses)/gain arising on:				
Financial assets measured at amortised cost				
Reversal of impairment loss on trade receivables	307,864	1,720,719	-	-
Impairment loss on trade receivables	-	(99,176)	-	-
Impairment loss on non-trade receivable	(56,100)	-	-	-
Unrealised loss on foreign exchange	(837,326)	(14,265)	(160,984)	-
Interest income	55,487	269,776	-	185,139
Realised gain/(loss) on foreign exchange	682,336	(528,755)	-	300,262
	<u>152,261</u>	<u>1,348,299</u>	<u>(160,984)</u>	<u>485,401</u>

NOTES TO THE FINANCIAL STATEMENTS
(CONT'D)

28. Financial instruments (continued)

Net gains and losses arising from financial instruments

	Group		Company	
	2025 RM	2024 RM	2025 RM	2024 RM
<i>Financial liabilities measured at amortised cost</i>				
Interest expense	(644,325)	(427,151)	-	-
<i>Financial asset measured at fair value through profit or loss</i>				
Dividend income	920,000	920,000	-	-

Financial risk management objectives and policies

The Group and the Company are exposed to financial risks arising from its operations and the use of financial instruments. The key financial risks include credit risk, foreign currency risk, interest rate risk and liquidity risk.

The Group's and the Company's financial risk management policy seeks to ensure that adequate financial resources are available for the development of the Group's and of the Company's businesses whilst managing its credit risk, foreign currency risk, interest rate risk and liquidity risk.

The following sections provide details regarding the Group's and the Company's exposure to the above-mentioned financial risks and the objectives, policies and processes for the management of these risks.

Credit risk

Credit risk is the risk of financial loss to the Group and the Company if a customer or counterparty to a financial instrument fails to meet its contractual obligations. The Group's exposure to credit risk arises primarily from its receivables (which consist of trade and other receivables), amounts due from an associate and related parties and cash and cash equivalents. The Company's exposure to credit risk arises primarily from its receivables (which consist of other receivables), amounts due from subsidiaries and a related party, as well as financial guarantees given to banks for credit facilities granted to certain subsidiaries and cash and cash equivalents. There are no significant changes as compared to prior years.

NOTES TO THE FINANCIAL STATEMENTS (CONT'D)

28. Financial instruments (continued)

Financial risk management objectives and policies (continued)

Credit risk (continued)

Trade receivables

Management has a credit policy in place and the exposure to credit risk is monitored on an ongoing basis. Credit risk is minimised and monitored via strictly limiting the Group's association to business partners with good credit rating. Credit evaluations are performed on all customers requiring credit over a certain amount.

At each reporting date, the Group assesses whether any of the trade receivables are credit impaired.

The gross carrying amounts of credit impaired receivables are written off (either partially or full) when there is no realistic prospect of recovery. This is generally the case when the Group determines that the debtor does not have assets or sources of income that could generate sufficient cash flows to repay the amounts subject to write-off. Nevertheless, receivables that are written off could still be subject to enforcement activities.

Exposure to credit risk, credit quality and collateral

Healthcare business

As the Group does not hold any collateral, the maximum exposure to credit risk from receivables is represented by the carrying amounts in the statements of financial position as at the end of the reporting period.

Warehousing provider

The Group's policy is to collect deposits from the customers upon signing of the service agreement. These deposits collected from customers serve as security deposits by the Group in the event of default in rental payment.

As at the end of the reporting period, there is no allowance for impairment loss arising from the trade receivable as the credit risk is mitigated by the security deposits in the event of default payment.

Credit risk concentration profile

The Group determines concentration of credit risk by monitoring the profiles of their receivables on an ongoing basis.

As at the reporting date, the Group has significant concentration of credit risk arising from the amounts due from 1 customer (2024: 1 customer) constituting 34% (2024: 53%) of net trade receivables of the Group.

NOTES TO THE FINANCIAL STATEMENTS
(CONT'D)**28. Financial instruments (continued)****Financial risk management objectives and policies (continued)****Credit risk (continued)**Recognition and measurement of impairment loss

In managing credit risk of trade receivables, the Group manages its debtors and takes appropriate actions (including but not limited to legal actions) to recover long overdue balances and to ensure that receivables that are neither past due nor impaired are stated at their realisable values.

The Group has applied the simplified approach in MFRS 9 to measure the loss allowance at lifetime expected credit losses. The Group assesses impairment of trade receivables on individual and collective basis

For individual assessment, it is due to different credit risk characteristics and the number of debtors is minimal and these debtors can be individually managed by the Group in an effective and efficient manner. The Group has reasonable and supportable information available to assess the impairment individually.

For collective assessment, the Group determines the expected credit losses by using a provision matrix for collective assessed receivables which are grouped shared credit risk characteristics, the number of days past due and similar types of contracts which have similar risk characteristics.

Loss rates are calculated using a "roll rate" method based on the probability of a receivable progressing through successive stages of delinquency.

Loss rates are based on actual credit loss experienced over the prior years and are adjusted to reflect the forward-looking information on macroeconomic factors. The Group also considers differences between (a) economic conditions during the period over which the historical data has been collected, (b) current economic conditions and (c) the Group's view of economic conditions over the expected lives of the receivables.

The Group will initiate appropriate debt recovery procedures on past due balances which are monitored by the sales management team and where necessary, the Group will also commence legal proceeding against the customers.

NOTES TO THE FINANCIAL STATEMENTS
(CONT'D)

28. Financial instruments (continued)

Financial risk management objectives and policies (continued)

Credit risk (continued)

Ageing analysis

The ageing analysis of the Group's trade receivables as at reporting date are as follows:

	Gross amount RM	Loss allowance RM	Carrying amount RM
2025			
Not past due	6,384,626	(86,083)	6,298,543
Past due:			
- 31 to 60 days	993,127	-	993,127
- 61 to 90 days	685,801	(1,798)	684,003
- 91 to 120 days	393,496	(2,060)	391,436
- more than 120 days	5,980,502	(9,235)	5,971,267
Total	<u>14,437,552</u>	<u>(99,176)</u>	<u>14,338,376</u>
2024			
Not past due	14,688,972	(86,083)	14,602,889
Past due:			
- 31 to 60 days	17,391	-	17,391
- 61 to 90 days	306,712	(1,798)	304,914
- 91 to 120 days	340,702	(2,060)	338,642
- more than 120 days	2,116,510	(9,235)	2,107,275
	<u>17,470,287</u>	<u>(99,176)</u>	<u>17,371,111</u>
Credit impaired			
Individually impaired	<u>1,348,244</u>	<u>(1,348,244)</u>	<u>-</u>
Total	<u>18,818,531</u>	<u>(1,447,420)</u>	<u>17,371,111</u>

Credit impaired

Trade receivables that are individually or collectively determined to be impaired at the reporting date relate to debtors that are in significant financial difficulties and have defaulted on payments which are past due more than 270 to 365 days from different customer profiles. These receivables are not secured by any collateral or credit enhancements.

NOTES TO THE FINANCIAL STATEMENTS
(CONT'D)**28. Financial instruments (continued)****Financial risk management objectives and policies (continued)****Credit risk (continued)****Cash and cash equivalents**

The cash and cash equivalents are held with banks and financial institutions. As at the reporting date, the maximum exposure to credit risk is represented by their carrying amounts in the statements of financial position. These banks and financial institutions have low credit risks. Hence, a loss allowance is not necessary.

Non-trade receivables

Expected credit loss of non-trade receivables is determined individually after considering the financial strength of the non-trade receivables. As at the end of the reporting period, the maximum exposure to credit risks is represented by their carrying amounts in the statements of financial position.

As at the end of the reporting period, the Group has assessed debtors which are past due more than 1 year as credit impaired. As such, the Group has provided allowances for expected credit losses on these debtors as disclosed in Note 18 to the financial statements.

Credit risk on deposits is mainly arising from deposits paid to landlord and local authorities as security and utilities deposit for rental of premises and for collateral which will be received upon termination of such services and thus have low credit risks. The Group and the Company manage the credit risk together with the leasing arrangement.

As at the end of the reporting period, no allowance for doubtful debts is necessary in respect of the deposits as these are mainly arising from debtors that have good records of payment in the past.

Financial guarantees***Risk management objectives, policies and processes for managing risks***

The Company provides financial guarantees to banks in respect of banking facilities granted to certain subsidiaries.

Certain subsidiaries have incurred operating losses and, as a result, are dependent on continued financial support from the Group to meet their obligations as they fall due. These conditions increase the credit risk associated with the financial guarantees.

NOTES TO THE FINANCIAL STATEMENTS (CONT'D)

28. Financial instruments (continued)

Financial risk management objectives and policies (continued)

Credit risk (continued)

Financial guarantees (continued)

Risk management objectives, policies and processes for managing risks (continued)

The Company monitors the financial performance, liquidity position and cash flow forecasts of each subsidiary on an individual basis and assesses their ability to service the underlying banking facilities. The Group has historically provided financial support to these subsidiaries and, as at the end of the reporting period, the subsidiaries remained compliant with the relevant loan covenants. No financial guarantee has been called as at the reporting date.

Management does not consider that there has been a significant increase in credit risk or that the likelihood of the financial guarantees being called is probable as at the reporting date.

Exposure to credit risk, credit quality and collateral

The maximum exposure to credit risk in respect of the financial guarantees amounted to RM17,396,817 (2024: RM9,349,247), representing the outstanding banking facilities of the subsidiaries as at the end of the reporting period.

The financial guarantees are provided as credit enhancements to the subsidiaries' banking facilities. Banking facilities amounting to USD 2,000,000 are unsecured, while the remaining facilities are secured by the subsidiaries' underlying assets.

Recognition and measurement of impairment loss

The financial guarantees are subject to the impairment requirements under MFRS 9 Financial Instruments.

The Company assesses expected credit losses on financial guarantees using the 12-month expected credit loss model, unless there has been a significant increase in credit risk since initial recognition. A significant increase in credit risk is deemed to have occurred when there is a significant deterioration in the credit risk profile of the subsidiaries, including adverse trends in financial performance, liquidity constraints or breach of loan covenants.

A financial guarantee is considered credit-impaired when:

- (i) the subsidiaries are unlikely to repay their credit obligations to the banks in full; or
- (ii) the subsidiaries are continuously loss-making and have a deficit in shareholders' funds, accompanied by an inability to service their loan obligations.

NOTES TO THE FINANCIAL STATEMENTS
(CONT'D)**28. Financial instruments (continued)****Financial risk management objectives and policies (continued)****Credit risk (continued)****Financial guarantees (continued)*****Recognition and measurement of impairment loss (continued)***

The Company determines the probability of default of the guaranteed loans on an individual basis using internally available information, including historical repayment behaviour, financial performance, cash flow forecasts and covenant compliance.

As at the end of the reporting period, although certain subsidiaries incurred operating losses, they continued to service their loan obligations as they fell due and remained in compliance with the relevant loan covenants. No indicators of a significant increase in credit risk or credit impairment were identified. Accordingly, the expected credit losses under the 12-month ECL model were assessed to be not material.

In addition, the fair value of the financial guarantees at initial recognition was assessed and determined to be not material. Consequently, no financial guarantee liability or impairment loss has been recognised as at the reporting date.

Amount due from subsidiaries***Exposure to credit risk, credit quality and collateral***

As at the end of the reporting period, the maximum exposure to credit risk is represented by their carrying amounts in the statements of financial position. Loans and advances provided are not secured by any collateral.

The Company provides unsecured loans and advances to its subsidiaries. The Company monitors the ability of the subsidiaries to repay the loans and advances on an individual basis.

Recognition and measurement of impairment loss

Generally, the Company considers loans and advances to subsidiaries have low credit risk. The Company assumes that there is a significant increase in credit risk when the subsidiaries' financial position deteriorates significantly. As the Company is able to determine the timing of payments of the subsidiaries' loans and advances when they are payable, the Company considers the loans or advances to be credit impaired when the subsidiaries are unlikely to repay their loans or advances to the Company in full given insufficient highly liquid resources when the loans are demanded.

The Company determines the probability of default for these loans and advances individually using internal information available.

NOTES TO THE FINANCIAL STATEMENTS (CONT'D)

28. Financial instruments (continued)

Financial risk management objectives and policies (continued)

Credit risk (continued)

Amount due from subsidiaries (continued)

As at the reporting date, there was no indication of impairment loss in respect of amounts due from subsidiaries.

Foreign currency risk

Foreign currency risk is the risk that the fair value or future cash flows of a financial instruments will fluctuate because of changes in foreign exchange rates.

The Group is exposed to foreign currency risk on sales and purchase that are denominated in currencies other than the functional currency of the Group, which is RM. The currencies giving rise to the risk are primarily Chinese Yuan Renminbi ("CNY"), United States Dollar ("USD") and Euro ("EUR") respectively.

The Group's exposure to foreign currencies is as follows:

	CNY RM	USD RM	EUR RM	Total RM
2025				
Financial assets				
Cash and bank balances	1,612	3,154,505	-	3,156,117
Trade and non-trade receivables	1,397,328	14,620	218,362	1,630,310
	<u>1,398,940</u>	<u>3,169,125</u>	<u>218,362</u>	<u>4,786,427</u>
Financial liabilities				
Trade and non-trade payables	(390,451)	(917,550)	-	(1,308,001)
Borrowings	-	(8,189,616)	-	(8,189,616)
	<u>(390,451)</u>	<u>(9,107,166)</u>	<u>-</u>	<u>(9,497,617)</u>
Net exposure	<u>1,008,489</u>	<u>(5,938,041)</u>	<u>218,362</u>	<u>(4,711,190)</u>

NOTES TO THE FINANCIAL STATEMENTS
(CONT'D)

28. Financial instruments (continued)

Financial risk management objectives and policies (continued)

Foreign currency risk (continued)

The Group's exposure to foreign currencies is as follows:

	CNY RM	USD RM	EUR RM	Total RM
2024				
Financial assets				
Cash and bank balances	22,862	60,790	-	83,652
Trade and non-trade receivables	373,908	-	-	373,908
	396,770	60,790	-	457,560
Financial liability				
Trade and non-trade payables	(233,947)	(1,341,733)	-	(1,575,680)
Net exposure	162,823	(1,280,943)	-	(1,118,120)

Sensitivity analysis of foreign currency risk

The following table details the sensitivity of Group's (loss)/profit net, of tax to a reasonably possible change in these foreign currencies exchange rates against the functional currency of the Group, with all other variables held constant:

		Group	
		2025 Increase/ (Decrease) RM	2024 Increase/ (Decrease) RM
Effect on (loss)/profit after tax			
CNY/RM	- Strengthened by 5% (2024: 5%)	(38,323)	6,187
	- Weakened by 5% (2024: 5%)	38,323	(6,187)
USD/RM	- Strengthened by 5% (2024: 5%)	(225,646)	49,162
	- Weakened by 5% (2024: 5%) %	225,646	(49,163)
EUR/RM	- Strengthened by 5% (2024: 5%)	(8,298)	-
	- Weakened by 5% (2024: 5%)	8,298	-

NOTES TO THE FINANCIAL STATEMENTS (CONT'D)

28. Financial instruments (continued)

Financial risk management objectives and policies (continued)

Interest rate risk

Interest rate risk is the risk that the fair value or future cash flows of a financial instrument will fluctuate because of changes in market interest rate. The Group's exposure to interest rate risk arises mainly from interest-bearing financial assets and liabilities. The Group's policies are to obtain the most favourable interest rates available. Any surplus funds of the Group will be placed with licensed financial institutions to generate interest income.

In respect of interest-earning financial assets and interest-bearing financial liabilities, the following table indicates its effective interest rates at the reporting date and the periods in which they mature or are repriced.

Effective interest rates and repricing analysis

Group	Effective interest rate per annum %	Within 1 year RM	More than 1 year RM	Total RM
2025				
Financial asset				
Fixed deposits with licensed banks	1.65% - 2.50%	1,560,034	-	1,560,034
Financial liabilities				
Loans and borrowings				
- term loans	7.31% - 8.45%	(649,800)	(13,498,316)	(14,148,116)
- bankers' acceptance	4.32% - 4.95%	(3,228,390)	-	(3,228,390)
		(3,878,190)	(13,498,316)	(17,376,506)
Net exposure		(2,318,156)	(13,498,316)	(15,816,472)

NOTES TO THE FINANCIAL STATEMENTS
(CONT'D)

28. Financial instruments (continued)

Financial risk management objectives and policies (continued)

Interest rate risk (continued)

Group 2024	Effective interest rate per annum %	Within 1 year RM	More than 1 year RM	Total RM
Financial asset				
Fixed deposits with licensed banks	2.00% - 2.70%	2,801,017	-	2,801,017
Financial liabilities				
Loans and borrowings				
- bankers' acceptance	4.75%	(2,326,280)	-	(2,326,280)
- short term trade financing	1.25% - 2.00%	(7,022,967)	-	(7,022,967)
		(9,349,247)	-	(9,349,247)
Net exposure		(6,548,230)	-	(6,548,230)

Interest rate risk sensitivity analysis

The following table details the sensitivity analysis to a reasonably possible change in the interest rates as at the end of the reporting period, with all other variables held constant:

	Group	
	2025 RM	2024 RM
Effects on profit after taxation:		
Increase of 10 basis points	(120,205)	(49,767)
Decrease of 10 basis points	120,205	49,767

Cash flow risk

The Group and the Company review its cash flow position regularly to manage their exposure to fluctuations in future cash flows associated with their monetary financial instruments.

NOTES TO THE FINANCIAL STATEMENTS
(CONT'D)

28. Financial instruments (continued)

Financial risk management objectives and policies (continued)

Liquidity risk

Liquidity risk is the risk that the Group and that Company will encounter difficulty in meeting financial obligations when they fall due. The Group and the Company manage liquidity risk by maintaining adequate reserves and banking facilities, by continuously monitoring forecast and actual cash flows, by matching the maturity profiles of financial assets and liabilities, and by monitoring and maintaining a level of cash and cash equivalents deemed adequate by management to finance the Group's and the Company's operations and to mitigate the effects of fluctuations in cash flows.

Maturity analysis

The table below show summaries the maturity profile of the Group's and of the Company's financial liabilities as at the end of the reporting period based on undiscounted contractual payments:

	Carrying amount RM	Contractual cash flows RM	Within 1 year RM	1 - 5 years RM
Group 2025				
Trade and non-trade payables	6,898,458	6,898,458	6,898,458	-
Loans and borrowings	17,376,506	18,567,806	3,878,190	14,689,616
Financial guarantee	-	120,070	120,070	-
	24,274,964	25,586,334	10,896,718	14,689,616

	Carrying amount RM	Contractual cash flows RM	Within 1 year RM	1 - 5 years RM
Group 2024				
Trade and non-trade payables	4,989,042	4,989,042	4,989,042	-
Loans and borrowings	9,349,247	9,349,247	9,349,247	-
Financial guarantee	-	88,980	88,980	-
	14,338,289	14,427,269	14,427,269	-

NOTES TO THE FINANCIAL STATEMENTS
(CONT'D)

28. Financial instruments (continued)

Financial risk management objectives and policies (continued)

Fair values

The financial assets and financial liabilities maturing within the next twelve (12) months approximated their fair values due to the relatively short-term maturity of the financial instruments.

The fair values of obligations under finance leases and fixed rate term loan are determined by discounting the relevant cash flows using current interest rates for similar instruments as at the end of the reporting period. The carrying amount of the variable term loan approximated its fair value as the instruments bear interest at variable rates.

29. Capital commitment

	Group	
	2025	2024
	RM	RM
Authorised and contracted for:		
- Plant and equipment for the manufacturing facility	-	2,565,000

30. Capital management

The primary objective of the Group's capital management is to ensure that it maintains healthy capital ratios in order to support its business and maximise shareholder's value.

The Group manages its capital structure and makes adjustments to it, in light of changes in business and economic conditions.

No changes were made in the objectives, policies or processes during the financial years ended 31 December 2025 and 31 December 2024.

Under the requirements of Bursa Malaysia Practice Note 17, the Group is required to maintain a consolidated shareholders' equity to or not less than 25% of the issued and paid-up capital (excluding treasury shares). The Group has complied with this requirement.

NOTES TO THE FINANCIAL STATEMENTS (CONT'D)

30. Capital management (continued)

The debt-to-equity ratio is calculated as net debt divided by total equity, and where net debt is calculated as borrowings less cash and cash equivalents. The debt-to-equity ratio of the Group as at the end of the reporting period were as follows:

	Group	
	2025	2024
Loans and borrowings	17,376,506	9,349,247
Less: Cash and cash equivalents	(12,940,114)	(7,307,582)
Net cash	4,436,392	2,041,665
Total equity	86,867,416	97,962,678
Total capital	91,303,808	100,004,343
Gearing ratio (times)	0.20	0.10

31. Material litigation

The subsidiary of the Company is involved in a legal dispute with Wellesta Truelife Sdn. Bhd. arising from a Warehousing and Distribution Agreement dated 12 December 2017.

Wellesta Truelife Sdn. Bhd. claimed damages of RM217,861, while the subsidiary of the Company counterclaimed RM232,949, both together with costs and interest.

On 31 October 2025, the Sessions Court ruled in favour of Wellesta Truelife Sdn. Bhd. and ordered the subsidiary of the Company to pay damages of RM217,861, interest at 5% per annum from 17 January 2023 until full settlement, and costs of RM10,000. The subsidiary of the Company's counterclaim was dismissed.

The subsidiary of the Company has filed an appeal to the High Court, which is currently pending, and the Court has reserved its decision until 20 May 2026. The Directors, based on legal advice, are of the view that there are reasonable grounds for the appeal.

NOTES TO THE FINANCIAL STATEMENTS
(CONT'D)

32. Comparative figures

- (a) Certain comparative figures have been reclassified to conform with current year's presentation.
- (b) During the current financial year, management identified a misclassification relating to certain assets previously recognised as property, plant and equipment ("PPE"). These assets comprise costs that do not have physical substance and meet the definition and recognition criteria of intangible assets under IAS 38, *Intangible Assets*.

The assets were incorrectly classified as PPE in prior period. This misclassification arose from an oversight in the application of the relevant accounting standards. Accordingly, the misclassification represents a prior-period error as defined under IAS 8.

	As previously reported RM	As reclassified RM
Group		
Statements of Financial Position as at 31 December 2024		
Current assets		
Right-of-use assets	51,629,753	50,755,519
Development cost	-	874,234
	<u>51,629,753</u>	<u>50,755,519</u>
Statements of Cash Flows for the year ended 31 December 2024		
Cash flows from investing activities		
Acquisition of right-of-use assets	(24,520,565)	(23,646,331)
Acquisition of intangible assets	-	(874,234)
	<u>(24,520,565)</u>	<u>(23,646,331)</u>
Notes to the Financial Statements		
Note 8 Tax expense		
Reconciliation of effective tax expense		
Non-taxable income	-	(220,800)
Deferred tax assets not recognised	(936,900)	(716,100)
	<u>(936,900)</u>	<u>(716,100)</u>

NOTES TO THE FINANCIAL STATEMENTS
(CONT'D)

32. Comparative figures (continued)

	As previously reported RM	As reclassified RM
Company		
Statements of Financial Position as at 31 December 2024		
Current assets		
Investment in subsidiaries	64,259,669	101,934,280
Trade and non-trade receivables	41,498,386	3,823,775
	<u>64,259,669</u>	<u>101,934,280</u>
Statements of Cash Flows for the year ended 31 December 2024		
Cash flows from financing activities		
Repayment from subsidiaries	-	42,518,746
Cash flows from investing activities		
Advances from subsidiaries	4,844,135	-
Investment in subsidiaries	-	(37,674,611)
	<u>4,844,135</u>	<u>(37,674,611)</u>

33. General information

The Company is a public limited company that is incorporated and domiciled in Malaysia. The Company is listed on the Main Market of Bursa Malaysia Securities Berhad.

The principal activities of the Company are investment holding and provision of management services. The principal activities of the subsidiaries are set out in Note 14 to the financial statements.

The registered office and principal place of business of the Company is located at No. 21, Jalan Tandang 51/205A, Seksyen 51, 46050 Petaling Jaya, Selangor Darul Ehsan.

The financial statements were approved and authorised for issue by the Board of Directors on 29 April 2026.

LIST OF PROPERTIES

FOR YEAR ENDED 31 DECEMBER 2025

Name of registered owner/Address	Description/Use	Land Area (square metres)	Tenure	Age of Building (No. of Years)	Net Book Value as at 31.12.2025 RM'000	Date of Revaluation Or Acquisition
PTM Progress Trading & Marketing Sdn. Bhd. Lot PT17 HSM 9655 Mukim of Sungai Buluh District of Petaling Selangor, Malaysia	Warehouse	8,090	60 years leasehold expiring on 29.12.2055	10	10,578	22.12.2014
PT Adventa Biotech International Jl Peraanom No. 11 Kawasan Industri Kendal Kel. Brangsong, Kec. Brangsong Kab. Kendal Jawa Tengah 51371 Indonesia	Factory	32,400	22 years leasehold expiring on 21.12.2045	2	28,380	23.11.2023

STATISTICS OF SHAREHOLDINGS

AS AT 6 APRIL 2026

Class of Shares : Ordinary Shares
 On a poll : One (1) vote per Ordinary Share
 Total number of issued shares : 305,571,540 Ordinary Shares

ANALYSIS OF SHAREHOLDINGS

A. DISTRIBUTION OF SHAREHOLDINGS

Size of Shareholdings	Number of Shareholders	%	Number of Shares	%
1 - 99	177	2.67	6,336	0.00
100 - 1,000	1,446	21.79	966,563	0.32
1,001 - 10,000	3,409	51.37	16,097,908	5.27
10,001 - 100,000	1,453	21.90	45,661,800	14.94
100,001 - 15,278,576 (*)	149	2.25	55,786,454	18.26
15,278,577 AND ABOVE (**)	2	0.03	187,052,479	61.21
TOTAL	6,636	100.00	305,571,540	100.00

Remark: * less than 5% of issued holdings

** 5% and above of issued holdings

B. SUBSTANTIAL SHAREHOLDERS

(as shown in the Register of Substantial Shareholders)

No.	Name	Direct		Indirect	
		No. of Shares	%	No. of Shares	%
1.	Low Chin Guan	133,176,079	43.58	-	-

C. DIRECTORS' SHAREHOLDINGS

(as shown in the Register of Directors' Shareholdings)

No.	Name	Direct		Indirect	
		No. of Shares	%	No. of Shares	%
1.	Low Chin Guan	133,176,079	43.58	-	-
2.	Kwek Siew Leng	1,168,800	0.38	-	-
3.	Toh Seng Thong	200,000	0.07	-	-
4.	Edmond Cheah Swee Leng	1,400,200	0.46	-	-
5.	Dato' Selwyn Vijayarajan Das	-	-	-	-
6.	Muhamad Yazdi bin Che Ya	-	-	-	-

Mr. Low Chin Guan, by virtue of his total direct interests of 133,176,079 shares in the Company, and pursuant to Section 8(4)(c) of the Companies Act 2016, is deemed interested in the shares in all of the Company's subsidiary companies to the extent that the Company has interests.

STATISTICS OF SHAREHOLDINGS (CONT'D)

D. THIRTY (30) LARGEST SECURITIES ACCOUNT HOLDERS

No.	Shareholders	Number of Shares	%
1.	Low Chin Guan	133,176,079	43.58
2.	HSBC Nominees (Asing) Sdn. Bhd. Exempt an for Clearstream Banking S.A.	53,876,400	17.63
3.	Low Lea Kwan	11,021,920	3.61
4.	Chan Yen Jone	4,000,000	1.31
5.	Affin Hwang Nominees (Tempatan) Sdn. Bhd. Pledged Securities Account for Lim Teck Huat	2,706,300	0.89
6.	Affin Hwang Nominees (Tempatan) Sdn. Bhd. Pledged Securities Account for Chan Kai Lum	1,640,300	0.54
7.	CGS International Nominees Malaysia (Tempatan) Sdn. Bhd. Pledged Securities Account for Edmond Cheah Swee Leng	1,400,200	0.46
8.	Sin Tong Meng	1,183,000	0.39
9.	Kwek Siew Leng	1,168,800	0.38
10.	Tan Ah Hock @ Tee Ah Hock	800,500	0.26
11.	Liew Thau Sen	774,100	0.25
12.	TASEC Nominees (Tempatan) Sdn. Bhd. Pledged Securities Account for Sin Tong Meng	765,000	0.25
13.	Khoo Se Hai	750,000	0.25
14.	K Mayah A/P Kuppusamy @ Naghuran	730,400	0.24
15.	Lim Hui Hui	671,500	0.22
16.	Tan Yew Poh	661,800	0.22
17.	Ho Yin Keong	600,000	0.20
18.	Maybank Nominees (Tempatan) Sdn. Bhd. Pledged Securities Account for Chang Jong Yu	560,000	0.18
19.	CIMSEC Nominees (Tempatan) Sdn. Bhd. - CIMB for Kuah Hun Liang	500,000	0.16
20.	Foo Keat Seong	480,000	0.16
21.	Lim Soon Huat	451,400	0.15
22.	Chan Puay Guan	450,000	0.15
23.	Theang Wai Kit	450,000	0.15
24.	Chong Kok Loong	422,900	0.14
25.	Foo Chooh Leong	400,000	0.13
26.	Chin Swee Ming	375,300	0.12
27.	Moomoo Nominees (Tempatan) Sdn. Bhd. Pledged Securities Account for Chong Kok Loong	360,000	0.12
28.	Maybank Nominees (Tempatan) Sdn. Bhd. Pledged Securities Account for Tay Sian Tuan	341,300	0.11
29.	Maybank Nominees (Tempatan) Sdn. Bhd. – Tan Jun Han	340,000	0.11
30.	W H Timber Industries Sdn. Bhd.	320,000	0.10
		221,377,199	72.45

NOTICE OF TWENTY-THIRD ANNUAL GENERAL MEETING

NOTICE IS HEREBY GIVEN that the Twenty-Third Annual General Meeting of the Company will be held at 21, Jalan Tandang 51/205A, Seksyen 51, 46050 Petaling Jaya, Selangor Darul Ehsan on Tuesday, 23 June 2026 at 3:00 p.m. for the following purposes:-

AGENDA

1. To receive the Audited Financial Statements for the financial year ended 31 December 2025 together with the Reports of the Directors and the Auditors thereon. **[Please refer to Explanatory Note (i)]**
2. To approve the payment of Directors' fees and benefits amounting to RM336,000/- for the financial year ending 31 December 2026. **(Resolution 1)**
3. To re-elect the following Directors who retire pursuant to Clause 114 of the Company's Constitution, and being eligible, have offered themselves for re-election:-
 - (a) Mr. Edmond Cheah Swee Leng; and **(Resolution 2)**
 - (b) Mr. Low Chin Guan. **(Resolution 3)**
4. To re-appoint PKF PLT as Auditors of the Company until the conclusion of the next Annual General Meeting and to authorise the Directors to fix their remuneration. **(Resolution 4)**
5. **As Special Business**

To consider and, if thought fit, with or without any modification, to pass the following Ordinary Resolutions:-

ORDINARY RESOLUTION 1

- AUTHORITY TO ISSUE AND ALLOT SHARES PURSUANT TO THE COMPANIES ACT 2016 AND WAIVER OF PRE-EMPTIVE RIGHTS

"THAT subject always to the Companies Act 2016, the Constitution of the Company, the approvals of Bursa Malaysia Securities Berhad and any other relevant governmental and/or regulatory authorities, where such approval is necessary, the Directors of the Company be and are hereby empowered, pursuant to the Companies Act 2016, to issue and allot shares in the Company, at any time, at such price, to such persons and upon such terms and conditions and for such purposes as the Directors of the Company may, in their absolute discretion, deem fit, provided that the aggregate number of shares to be issued does not exceed ten per centum (10%) of the total number of issued shares of the Company for the time being;

THAT the Directors of the Company be and are also empowered to obtain the approval for the listing of and quotation for the additional shares so issued on Bursa Malaysia Securities Berhad;

THAT pursuant to Section 85 of the Companies Act 2016 to be read together with Clause 14 of the Constitution of the Company, approval be and is hereby given to waive the statutory pre-emptive rights of the shareholders of the Company to be offered new shares of the Company ranking equally to the existing issued shares arising from any issuance of new shares in the Company pursuant to Sections 75 and 76 of the Companies Act 2016;

AND THAT such authority shall commence immediately upon the passing of this resolution and continue to be in force until the conclusion of the next Annual General Meeting of the Company."

(Resolution 5)

NOTICE OF TWENTY-THIRD ANNUAL GENERAL MEETING (CONT'D)

ORDINARY RESOLUTION 2

(Resolution 6)

- PROPOSED RENEWAL OF EXISTING SHAREHOLDERS' MANDATE FOR RECURRENT RELATED PARTY TRANSACTIONS OF A REVENUE OR TRADING NATURE

"THAT subject to the Companies Act 2016, the Constitution of the Company and Main Market Listing Requirements of Bursa Malaysia Securities Berhad, approval be and is hereby given to the Company and/or its subsidiaries to enter into the existing recurrent related party transactions of a revenue or trading nature ("**Recurrent Related Party Transactions**") as set out in the Company's Circular to Shareholders dated 30 April 2026 ("**Circular**") with the related parties mentioned therein subject further to the following:-

- (i) the Recurrent Related Party Transactions are in the ordinary course of business which are necessary for day-to-day operations and are on normal commercial terms not more favourable than those generally available to the public and not detrimental to the minority shareholders of the Company; and
- (ii) disclosure is made in the annual report of the breakdown of the aggregate value of transactions conducted pursuant to the shareholders' mandate during the financial year;

AND THAT the authority conferred by such mandate upon the passing of this ordinary resolution shall continue to be in force until:-

- (a) the conclusion of the next Annual General Meeting of the Company following the general meeting at which such mandate was passed, at which time it will lapse, unless by a resolution passed at the meeting, the authority is renewed;
- (b) the expiration of the period within which the next Annual General Meeting of the Company after the date is required to be held pursuant to Section 340(2) of the Companies Act 2016 (but must not extend to such extension as may be allowed pursuant to Section 340(4) of the Companies Act 2016); or
- (c) revoked or varied by resolution passed by the shareholders of the Company in general meeting,

whichever is the earlier,

AND THAT the Directors and/or any of them be and are hereby authorised to complete and do all such acts and things (including executing such documents as may be required) to give effect to the transactions contemplated and/or authorised by this resolution."

6. To transact any other ordinary business of which due notice has been given in accordance with the Companies Act 2016 or the Constitution.

By Order of the Board

CHUA SIEW CHUAN (SSM PC NO. 201908002648) (MAICSA 0777689)

LIM LIH CHAU (SSM PC NO. 201908001454) (LS 0010105)

CHEN CHEE KEE (SSM PC NO. 202508000192) (MAICSA 2328269)

Company Secretaries

Kuala Lumpur
30 April 2026

NOTICE OF TWENTY-THIRD ANNUAL GENERAL MEETING (CONT'D)

Notes:

1. In respect of deposited securities, only members whose names appear in the Record of Depositors on 16 June 2026 ("**General Meeting Record of Depositors**") shall be eligible to attend the Meeting.
2. A Member entitled to attend and vote at the Meeting of the Company, shall be entitled to appoint more than one (1) proxy to attend, participate, speak and vote instead of the Member at the Meeting. A proxy need not be a Member of the Company. There shall be no restriction as to the qualification of the proxy. A proxy appointed to attend and vote at the Meeting of the Company shall have the same rights as the Member to attend, participate, speak and vote at the Meeting and upon appointment a proxy shall be deemed to confer authority to demand or join in demanding a poll.
3. Where a Member appoints more than one (1) proxy in relation to the Meeting, he shall specify the proportion of his shareholdings to be represented by each proxy, failing which the appointment shall be invalid.
4. The instrument appointing a proxy shall be in writing under the hand of the Member or of his attorney duly authorised in writing or, if the Member is a corporation, shall either be executed under the corporation's common seal or under the hand of an officer or attorney duly authorised.
5. Where a Member of the Company is an Exempt Authorised Nominee which holds Deposited Securities in the Company for multiple beneficial owners in one (1) securities account ("**omnibus account**"), there is no limit to the number of proxies which the Exempt Authorised Nominee may appoint in respect of each omnibus account it holds.
6. The instrument appointing a proxy must be deposited at Securities Services (Holdings) Sdn. Bhd., Level 7, Menara Milenium, Jalan Damanlela, Pusat Bandar Damansara, Damansara Heights, 50490 Kuala Lumpur, Wilayah Persekutuan not less than forty-eight (48) hours before the time for holding the Meeting or at any adjournment thereof. The lodging of the Form of Proxy will not preclude any shareholder from participating and voting at the Twenty-Third Annual General Meeting should any shareholder subsequently wishes to do so provided a Notice of Termination of Authority to act as Proxy is given to the Company.

All resolutions set out in this notice of meeting are to be voted by poll.

7. Any Notice of Termination of Authority to act as Proxy must be received in writing by the Company at Securities Services (Holdings) Sdn. Bhd., Level 7, Menara Milenium, Jalan Damanlela, Pusat Bandar Damansara, Damansara Heights, 50490 Kuala Lumpur, Wilayah Persekutuan not less than twenty-four (24) hours before the commencement of the General Meeting or at any adjournment thereof, failing which, the termination of the authority of a person to act as proxy will not affect the following in accordance with Section 338 of the Companies Act 2016:-
 - (a) the constitution of the quorum at such meeting;
 - (b) the validity of anything he did as chairman of such meeting;
 - (c) the validity of a poll demanded by him at such meeting; or
 - (d) the validity of the vote exercised by him at such meeting.

Explanatory Notes to Ordinary and Special Business:

- (i) Audited Financial Statements for the financial year ended 31 December 2025

This Agenda item is meant for discussion only, as the provision of Section 340(1) of the Companies Act 2016 does not require a formal approval of the shareholders for the Audited Financial Statements. Hence, this Agenda item is not put forward for voting.

- (ii) Resolutions 2 and 3 - Re-election of Directors who retire pursuant to Clause 114 of the Company's Constitution

Pursuant to Clause 114 of the Company's Constitution, an election of Directors shall take place each year. At the first Annual General Meeting of the Company, all the Directors shall retire from office, and at the Annual General Meeting in every subsequent year, one-third (1/3) of the Directors for the time being or, if their number is not three (3) or a multiple of three (3), then the number nearest to one-third (1/3) shall retire from office and be eligible for re-election PROVIDED ALWAYS that all Directors including Managing Director shall retire from office at least once every three (3) years but shall be eligible for re-election. A retiring Director shall retain office until the close of the general meeting at which he retires.

NOTICE OF TWENTY-THIRD ANNUAL GENERAL MEETING
(CONT'D)**Explanatory Notes to Ordinary and Special Business: (Cont'd)****(ii) Resolutions 2 and 3 - Re-election of Directors who retire pursuant to Clause 114 of the Company's Constitution (Cont'd)**

For the purpose of determining the eligibility of the Director to stand for re-election at the Twenty-Third Annual General Meeting of the Company, the Board of Directors through its Nomination Committee undertakes a formal evaluation to determine the eligibility of each retiring Director in line with Practice 6.1 of the Malaysian Code on Corporate Governance, which include the following:

- i. Effectiveness of the Board as a whole and the Committees of the Board;
- ii. Contribution and performance of each individual Director;
- iii. Fit and proper assessment; and
- iv. The required mix of skills and experience and other qualities, including core competence.

Based on the results of the abovementioned evaluations, the Board of Directors considered that the performance of Mr. Edmond Cheah Swee Leng and Mr. Low Chin Guan (referred to as "**retiring Directors**") were able to meet the Board of Directors' expectation in terms of experience, expertise, integrity, competency, participation and contribution. Each retiring Director demonstrates commitment to the role and has sufficient time to meet his commitment to the Company. The retiring Directors had abstained from deliberation and decision on their own eligibility to stand for re-election at the meetings of the Board and Nomination Committee, where relevant.

(iii) Resolution 5 - Authority to issue and allot shares pursuant to the Companies Act 2016 and waiver of pre-emptive rights

The Company intended to renew the authority granted to the Directors of the Company at the Twenty-Second Annual General Meeting of the Company held on 23 June 2025 ("**Previous Mandate**") to issue and allot shares at any time to such persons in their absolute discretion without convening a general meeting.

The General Mandate will provide flexibility to the Company to raise additional funds expeditiously and efficiently during this challenging time, to meet its funding requirements including but not limited to working capital, operational expenditures, investment project(s), and/or acquisition(s).

The Board, having considered the current and prospective financial position, needs and capacity of the Group, is of the opinion that the General Mandate is in the best interests of the Company and its shareholders.

As at the date of this notice, the Previous Mandate granted by the shareholders had not been utilised and hence no proceeds were raised therefrom.

Pursuant to Section 85(1) of the Companies Act 2016 be read together with Clause 14 of the Company's Constitution, shareholders of the Company have pre-emptive rights to be offered any new shares in the Company which rank equally to the existing issued shares in the Company or other convertible securities.

NOTICE OF TWENTY-THIRD ANNUAL GENERAL MEETING (CONT'D)

Explanatory Notes to Ordinary and Special Business: (Cont'd)

- (iii) Resolution 5 - Authority to issue and allot shares pursuant to the Companies Act 2016 and waiver of pre-emptive rights (Cont'd)

The following are excerpted from the Companies Act 2016 and the Company's Constitution:

<u>Section 85(1) of the Companies Act 2016</u>	<u>Clause 14 of the Company's Constitution</u>
<p><u>Pre-Emptive Rights to New Shares</u></p> <p>Subject to the constitution, where a company issues shares which rank equally to existing shares as to voting or distribution rights, those shares shall first be offered to the holders of existing shares in a manner which would, if the offer were accepted, maintain the relative voting and distribution rights of those shareholders.</p>	<p>14. Subject to any direction to the contrary that may be given by the Company in general meeting and subject always to this Constitution and the Act, all new shares or other Securities shall, before issue, be offered to Members who at the date of the offer are entitled to receive notices from the Company of general meetings in proportion as nearly as the circumstances admit, to the amount of the existing shares or Securities to which they are entitled. The offer shall be made by notice specifying the number of shares or Securities offered, and limiting a time within which the offer, if not accepted, will be deemed to be declined, and, after the expiry of that time, or on the receipt of an intimation from the person to whom the offer is made that he declines to accept the shares or Securities offered, the Directors may dispose of those shares or Securities in such manner as they think most beneficial to the Company. The Directors may likewise also dispose of any new shares or Securities which (by reason of the ratio which the new shares or Securities bear to shares or Securities held by persons entitled to an offer of new shares or Securities) cannot, in the opinion of the Directors, be conveniently offered under this Constitution.</p>

- (iv) Resolution 6 - Proposed renewal of existing shareholders' mandate for recurrent related party transactions of a revenue or trading nature

The Proposed Resolution 6 is to renew the existing shareholders' mandate for recurrent related party transactions of a revenue or trading nature ("**Recurrent Related Party Transactions**") granted by the shareholders of the Company at the Twenty-Second Annual General Meeting held on 23 June 2025 ("**Renewal of Existing Shareholders' Mandate**") to enable the Company and/or its subsidiaries ("**the Group**") to enter into Recurrent Related Party Transactions which are necessary for the Group's day-to-day operations, subject to the transactions being in the ordinary course of business and on normal commercial terms which are not more favourable to the related parties than those generally available to the public and are not, in the Company's opinion, detrimental to the minority shareholders of the Company.



ADVENTA

ADVENTA BERHAD

Registration No. 200301016113 (618533-M)
(Incorporated in Malaysia)

FORM OF PROXY

CDS ACCOUNT NO.																				
NO. OF SHARES HELD																				
TELEPHONE NO.																				
EMAIL ADDRESS																				

I/We _____
(FULL NAME IN BLOCK LETTERS)

(NRIC No./Passport No./Registration No. _____)

of _____
(FULL ADDRESS)

being a *member/members of ADVENTA BERHAD (“the Company”), hereby appoint:-

First Proxy “A”

Full Name	NRIC/Passport No.	Proportion of Shareholdings Represented	
		No. of Shares	%
Full Address			

and/or

Second Proxy “B”

Full Name	NRIC/Passport No.	Proportion of Shareholdings Represented	
		No. of Shares	%
Full Address			

100%

*or the **CHAIRMAN OF THE MEETING**, as *my/our proxy to vote for *me/us and on *my/our behalf at the Twenty-Third Annual General Meeting of the Company will be held at 21, Jalan Tandang 51/205A, Seksyen 51, 46050 Petaling Jaya, Selangor Darul Ehsan on Tuesday, 23 June 2026 at 3:00 p.m. and at any adjournment thereof.

Please indicate with an “X” in the space provided below how you wish your votes to be cast. If no specific direction as to voting is given, the Proxy will vote or abstain from voting at his discretion.

Item	Agenda	Resolution	For	Against
1.	To receive the Audited Financial Statements for the financial year ended 31 December 2025 together with the Reports of the Directors and the Auditors thereon			
2.	To approve the payment of Directors’ fees and benefits amounting to RM336,000/- for the financial year ending 31 December 2026.	1		
3.	To re-elect Mr. Edmond Cheah Swee Leng who retires pursuant to Clause 114 of the Company’s Constitution.	2		
4.	To re-elect Mr. Low Chin Guan who retires pursuant to Clause 114 of the Company’s Constitution.	3		
5.	To re-appoint PKF PLT as Auditors of the Company until the conclusion of the next Annual General Meeting and to authorise the Directors to fix their remuneration.	4		
Special Business				
6.	Authority to issue shares pursuant to the Companies Act 2016 and waiver of pre-emptive rights.	5		
7.	Proposed Renewal of Existing Shareholders’ Mandates for Recurrent Related Party Transactions of a Revenue or Trading Nature.	6		

* Strike out whichever not applicable.

Signed this _____ day of _____ 2026

Signature(s) of Member(s)/Common Seal



Notes:

1. In respect of deposited securities, only members whose names appear in the Record of Depositors on 16 June 2026 ("**General Meeting Record of Depositors**") shall be eligible to attend the Meeting.
2. A Member entitled to attend and vote at the Meeting of the Company, shall be entitled to appoint more than one (1) proxy to attend, participate, speak and vote instead of the Member at the Meeting. A proxy need not be a Member of the Company. There shall be no restriction as to the qualification of the proxy. A proxy appointed to attend and vote at the Meeting of the Company shall have the same rights as the Member to attend, participate, speak and vote at the Meeting and upon appointment a proxy shall be deemed to confer authority to demand or join in demanding a poll.
3. Where a Member appoints more than one (1) proxy in relation to the Meeting, he shall specify the proportion of his shareholdings to be represented by each proxy, failing which the appointment shall be invalid.
4. The instrument appointing a proxy shall be in writing under the hand of the Member or of his attorney duly authorised in writing or, if the Member is a corporation, shall either be executed under the corporation's common seal or under the hand of an officer or attorney duly authorised.
5. Where a Member of the Company is an Exempt Authorised Nominee which holds Deposited Securities in the Company for multiple beneficial owners in one (1) securities account ("**omnibus account**"), there is no limit to the number of proxies which the Exempt Authorised Nominee may appoint in respect of each omnibus account it holds.
6. The instrument appointing a proxy must be deposited at Securities Services (Holdings) Sdn. Bhd., Level 7, Menara Milenium, Jalan Damanlela, Pusat Bandar Damansara, Damansara Heights, 50490 Kuala Lumpur, Wilayah Persekutuan not less than forty-eight (48) hours before the time for holding the Meeting or at any adjournment thereof. The lodging of the Form of Proxy will not preclude any shareholder from participating and voting at the Twenty-Third Annual General Meeting should any shareholder subsequently wishes to do so provided a Notice of Termination of Authority to act as Proxy is given to the Company.
All resolutions set out in this notice of meeting are to be voted by poll.
7. Any Notice of Termination of Authority to act as Proxy must be received in writing by the Company at Securities Services (Holdings) Sdn. Bhd., Level 7, Menara Milenium, Jalan Damanlela, Pusat Bandar Damansara, Damansara Heights, 50490 Kuala Lumpur, Wilayah Persekutuan not less than twenty-four (24) hours before the commencement of the General Meeting or at any adjournment thereof, failing which, the termination of the authority of a person to act as proxy will not affect the following in accordance with Section 338 of the Companies Act 2016:-
 - (a) the constitution of the quorum at such meeting;
 - (b) the validity of anything he did as chairman of such meeting;
 - (c) the validity of a poll demanded by him at such meeting; or
 - (d) the validity of the vote exercised by him at such meeting.

1st Fold Here

AFFIX
STAMP

ADVENTA BERHAD

Registration No. 200301016113 (618533-M)

c/o Securities Services (Holdings) Sdn. Bhd.
Level 7, Menara Milenium
Jalan Damanlela
Pusat Bandar Damansara
Damansara Heights
50490 Kuala Lumpur

2nd Fold Here

Fold This Flap For Sealing
